



REHABILITATION AIDS



Hero Eco Med is India's fastest growing healthcare equipment brand with a strong dealer network and delighted customers across the country.

Since its inception in 2007, the company is engaged in delivering quality medical equipment for individuals and institutional requirements.

Recently, medical furniture category was added in the product line-up to cater hospital and homecare requirements.



STATE-OF-THE-ART MANUFACTURING FACILITY

The modern manufacturing facility of Hero Eco Med is located in Ludhiana. All the products manufactured at the facility are of global quality standards in terms of design and functionality.

The facility is ISO-9000 certified with international standard products in Medical Equipment category. The equipment-manufacturing prowess helps in catering to the growing demands of the Indian market.



STRONG DEALER NETWORK

A strong dealer network of more than 350 dealerships and distributors spread across the country that has helped the brand grow exponentially within a short span of time, increasing its market reach and loyal customer base.



350+ DEALERS
ACROSS INDIA

DEDICATED TEAM SALES & SERVICE

Our dedicated **sales team** present across India is committed in providing unparalleled support to our valued dealers and customers, ensuring a seamless and profitable experience.



From initial inquiries to post-sales support, our dedicated sales and service team is ready to navigate any challenges and provide tailored solutions that meet specific requirements.



Our **service team** thrives on delivering outstanding customer experiences and showcase our capabilities by giving proper service solutions to customers



MULTIPLE WAREHOUSES



E-COMMERCE

amazon

Flipkart



industrybuying

PRODUCT CATEGORIES

The product range comprises of clinical beds in motorized and manually operated versions, exam couches, and stretchers and other medical furniture. Hero Eco Med manufacture mobility aids range like electric wheelchairs, manual wheelchairs, walkers, walking sticks, etc. for both domestic and hospital usage as well.



CLINICAL BEDS



BEDSIDE LOCKERS



EXAMINATION TABLES



STRETCHERS



WHEELCHAIRS



WALKERS



WALKING STICK



COMMODE CHAIRS

ELECTRIC WHEELCHAIRS



MHL 1007-A



MHL 1007



MHL 1007-S



MHL 1007-X

MHL 1007 is a foldable power wheelchair with contemporary design. It is a cost-effective solution for the people with mobility issues, fatigue, neuromuscular disorders or cardiovascular disorders. It comes with a battery that can be removed easily, foldable backrest and fire-retardant antibacterial upholstery.



MHL 1007

POWERED
WHEELCHAIR

DIMENSIONS

| | |
|--------------------------------|--------------|
| Overall Length | 1070 mm |
| Overall Height | 965 mm |
| Overall Width Folded | 420 mm |
| Overall Width Open | 620 mm |
| Seat Height From Footrest | 465 mm |
| Seat Height From Ground | 490 mm |
| Armrest Height From Seat | 220 mm |
| Ground Clearance | 50 mm |
| Ground Clearance from Footrest | 185 mm |
| Front Wheel | 10" / 250 mm |
| Rear Wheel | 16" / 405 mm |
| Seat Width | 435 mm |

GENERAL SPECIFICATIONS

| | |
|----------------------|--|
| Propulsion System | Motorized |
| Motor Rating | 250 Watts |
| Battery | Lead Acid (24V/12AH) / Lithium Ion (LFP 25.9V 12AH) |
| Maximum Speed | 6 Km/Hr |
| Frame | Strong MS Frame |
| Upholstery | Canvas with Cushion, Antimicrobial & Fire-retardant |
| Weight Capacity | Up to 100 Kg |
| Net Weight | 43.75 Kg (Lead Acid) 38.85 Kg (Lithium) |
| Front Wheel | Mag Design Solid Rubber |
| Rear Wheel | Metal Rim With Pneumatic tyre tube |
| Foldable / Fixed | Foldable |
| Foot Rest | Polymer And Detachable |
| Back Rest | Foldable |
| Armrest | Cushioned, Flip-up, Non-detachable |
| Head Rest | No |
| Anti Tip Provision | Yes With Castors |
| Propelling Ring | No |
| Manual Brakes | Anti Skid Braking System |
| Attendant Brakes | No |
| Push Handles | Yes With PVC Grip |
| Provision Of Commode | No |



This Electric wheelchair is made of Strong frame with robust design and aesthetic use of polymer foot rest. Reinforced double cross design ensures extra durability and safety.

Its ergonomically designed interchangeable joystick for effortless experience and ease of operation with feather touch 5 speed controller, with 360 degrees turning capacity.



The rear wheels are of 16 inches for ease of maneuverability on all kind of surfaces and solid rubber front wheels of 10 inches for excellent control and stability at maximum speed of 6 km/hour and allow uphill up to 8 degrees' inclination, with electromagnetic braking mechanism.

Choice of 4 scintillating color options of Black, Blue, Red and Orange.



#57, Udyog Vihar Phase IV, Sector 18, Gurugram 122015, Haryana, India | Tel: +91 124 683 0000

MHL 1007-S is a foldable power wheelchair with contemporary design. It is a cost-effective solution for the people with mobility issues, fatigue, neuromuscular disorders or cardiovascular disorders. It comes with a battery that can be removed easily, foldable backrest and fire-retardant antibacterial upholstery.



MHL 1007-S

POWERED
WHEELCHAIR

DIMENSIONS

| | |
|--------------------------------|-------------|
| Overall Length | 1080 mm |
| Overall Height | 917 mm |
| Overall Width Folded | 415 mm |
| Overall Width Open | 675 mm |
| Seat Height From Footrest | 425 mm |
| Seat Height From Ground | 500 mm |
| Armrest Height From Seat | 240 mm |
| Ground Clearance | 45 mm |
| Ground Clearance from Footrest | 100 mm |
| Front Wheel | 250 mm |
| Rear Wheel | 22" x 1.75" |
| Seat Width | 450 mm |

GENERAL SPECIFICATIONS

| | |
|----------------------|---|
| Propulsion System | Battery operated |
| Motor Rating | DC 250Watt x 2 pc |
| Battery | SLA battery 24V 12AH 10-15 Km in a single charge |
| Maximum Speed | 6 Km/h |
| Frame | Strong MS Frame |
| Upholstery | Detachable soft sandwich mesh fabric cushion, double layer |
| Weight Capacity | Up to 110 Kg |
| Net Weight | 38.63 Kg |
| Front Wheel | Mag Design Solid Rubber |
| Rear Wheel | Spoke Wheel with Pneumatic tyres |
| Foldable / Fixed | Foldable |
| Foot Rest | Polymer |
| Back Rest | Flippable |
| Armrest | Flippable |
| Head Rest | No |
| Anti Tip Provision | Yes With Castors |
| Propelling Ring | Yes |
| Manual Brakes | Yes |
| Attendant Brakes | No |
| Push Handles | Yes |
| Provision Of Commode | No |



This Electric wheelchair is made of strong frame with robust design and aesthetic use of polymer foot rest. Reinforced double cross design ensures extra durability and safety.

Its ergonomically designed interchangeable joystick for effortless experience and ease of operation with feather touch 5 speed controller, with 360 degrees turning capacity.



The rear wheels are of 22 inches for ease of maneuverability on all kind of surfaces and solid rubber front wheels of 10 inches for excellent control and stability at maximum speed of 6 km/hour and allow uphill up to 8 degrees' inclination, with electromagnetic braking mechanism.

MHL 1007-A is a foldable power wheelchair with contemporary design. It is a cost-effective solution for the people with mobility issues, fatigue, neuromuscular disorders or cardiovascular disorders. It comes with a foldable backrest and fire-retardant antibacterial upholstery.



MHL 1007-A
POWERED WHEELCHAIR

MHL 1007-A

POWERED
WHEELCHAIR

DIMENSIONS

| | |
|--------------------------------|--------------|
| Overall Length | 958 mm |
| Overall Height | 885 mm |
| Overall Width Folded | 380 mm |
| Overall Width Open | 690 mm |
| Seat Height From Footrest | 335 mm |
| Seat Height From Ground | 450 mm |
| Armrest Height From Seat | 250 mm |
| Ground Clearance | 45 mm |
| Ground Clearance from Footrest | 140 mm |
| Front Wheel | 204 mm |
| Rear Wheel | 12.5" x 2 ¼" |
| Seat Width | 470 mm |

GENERAL SPECIFICATIONS

| | |
|----------------------|--|
| Propulsion System | Battery Operated |
| Motor Rating | DC 250Watt x 2 pc |
| Battery | LA battery 12V 14AHr x 2pcs 10-15 Km in a single charge |
| Maximum Speed | 6 Km/hr |
| Frame | Strong MS Frame |
| Upholstery | Detachable soft sandwich mesh fabric cushion , double layer |
| Weight Capacity | Up to 80 Kg |
| Net Weight | 31.2 Kg |
| Front Wheel | Mag Design Solid Rubber |
| Rear Wheel | Mag Wheel Solid Rubber |
| Foldable / Fixed | Foldable |
| Foot Rest | Plastic |
| Back Rest | Flippable |
| Armrest | Flippable |
| Head Rest | No |
| Anti Tip Provision | Yes With Castors |
| Propelling Ring | No |
| Manual Brakes | Yes |
| Attendant Brakes | No |
| Push Handles | Yes |
| Provision Of Commode | No |



This Electric wheelchair is made of strong frame with robust design and aesthetic use of polymer foot rest. Reinforced double cross design ensures extra durability and safety.

Its ergonomically designed interchangeable joystick for effortless experience and ease of operation with feather touch 5 speed controller, with 360 degrees turning capacity.



The rear wheels are of 12.5 inches for ease of maneuverability on all kind of surfaces and front wheels of 8 inches made of solid rubber for excellent control and stability at maximum speed of 6 km/hour. It allows a uphill up to 8 degrees' inclination, with electromagnetic braking mechanism.

MHL 1007 X is a aesthetically designed foldable powered wheelchair in lightweight aluminium frame making it weigh only 17.76 kgs. It is a cost-effective solution for the people with mobility issues, fatigue, neuromuscular disorders or cardiovascular disorders. It comes with a slim battery docked under the seat for ease of installation. The upholstery is made of rexine that provides comfort of 15 inches' width.



MHL 1007 X

LIGHTWEIGHT FOLDABLE ELECTRIC WHEELCHAIR

MHL 1007 X

LIGHTWEIGHT FOLDABLE
ELECTRIC WHEELCHAIR

DIMENSIONS

| | |
|--------------------------------|-------------|
| Overall Length | 850 mm |
| Overall Height | 960 mm |
| Overall Width Folded | - |
| Overall Width Open | 550 mm |
| Seat Height From Footrest | 400 mm |
| Seat Height From Ground | 520 mm |
| Armrest Height From Seat | 235 mm |
| Ground Clearance | 50 mm |
| Ground Clearance from Footrest | 210 mm |
| Front Wheel | 7" / 177 mm |
| Rear Wheel | 9" / 226 mm |
| Seat Width | 380 mm |

GENERAL SPECIFICATIONS

| | |
|----------------------|------------------------------|
| Propulsion System | Motorized & Battery Operated |
| Motor Rating | DC 180 Watt x 2 pc |
| Battery | 25.6 V 8 Ah |
| Maximum Speed | 6 Km/hr |
| Frame | Aluminium frame |
| Upholstery | Rexine |
| Weight Capacity | Up to 100 Kg |
| Net Weight | 17.76 Kg |
| Front Wheel | Mag Design PP Castor |
| Rear Wheel | Mag Design PP Castor |
| Foldable / Fixed | Foldable |
| Foot Rest | Metal |
| Back Rest | Flip-able |
| Armrest | PU-Paded |
| Head Rest | No |
| Anti Tip Provision | Yes |
| Propelling Ring | No |
| Manual Brakes | Yes |
| Attendant Brakes | No |
| Push Handles | Yes |
| Provision Of Commode | No |
| Calf Strap | Yes |



Its ergonomically designed interchangeable joystick for effortless experience and ease of operation with feather touch 5 speed controller, with 360 degrees turning capacity.

This electric wheelchair is made of strong aluminium frame with flip-up cushioned armrest that gives ease of embarking and comfort. Calf support and foldable wide foot-rests makes it perfect for senior citizens and people with compromised mobility.



Puncture-resistant rear wheels of 9 inches for ease of maneuverability on all kind of surfaces and puncture-resistant front wheels of 7 inches made of solid rubber for excellent control and stability at maximum speed of 6 km/hour. It allows a uphill up to 8 degrees' inclination, with electromagnetic braking mechanism.



#57, Udyog Vihar Phase IV, Sector 18, Gurugram 122015, Haryana, India | Tel: +91 124 683 0000

MANUAL WHEELCHAIRS



MHL 1001



MHL 1006-EVA



MHL 1008



MHL 5000

MHL 1001 is ergonomically designed black powder coated wheelchair with strong, flexible and antibacterial upholstery providing comfort of 20 inches width. It comes with strong Canvas Seat.



MHL 1001

MANUAL BLACK WHEELCHAIR

DIMENSIONS

| | |
|--------------------------------|---------|
| Overall Length | 1060 mm |
| Overall Height | 895 mm |
| Overall Width Folded | 280 mm |
| Overall Width Open | 680 mm |
| Seat Height From Footrest | 430 mm |
| Seat Height From Ground | 480 mm |
| Armrest Height From Seat | 310 mm |
| Ground Clearance | 70 mm |
| Ground Clearance from Footrest | 105 mm |
| Front Wheel | 197 mm |
| Rear Wheel | 615 mm |
| Seat Width | 510 mm |

GENERAL SPECIFICATIONS

| | |
|----------------------|---------------------------|
| Propulsion System | Manual |
| Frame | Powder Coated MS Frame |
| Upholstery | Canvas, Antimicrobial |
| Weight Capacity | UPTO 100 Kg |
| Net Weight | 13.1 |
| Front Wheel | Pp Castor |
| Rear Wheel | Spoke Tyre |
| Foldable / Fixed | Foldable |
| Foot Rest | Polymer And Detachable |
| Back Rest | Non Reclining / Foldable |
| Armrest | Cushioned, Non-detachable |
| Head Rest | No |
| Anti Tip Provision | No |
| Propelling Ring | Yes, Powder coated |
| Manual Brakes | Anti Skid Braking System |
| Attendant Brakes | No |
| Push Handles | Yes with PVC Grip |
| Provision Of Commode | No |
| Calf Strap | Yes |
| Color Options | Black |

Smooth and strong propelling ring for sound grip and reduced effort, optimized for 11'o clock to 2'o clock pushing ark.



Calf support and detachable foot rests makes it optimal solution for patients with compromised mobility, neuromuscular issues, musculoskeletal problems and having broken bones.

Foldable feature enhances the portability and can be stored easily in house or car. Rear wheels options of Spoke tyres of 24 inches for ease of maneuverability and solid PP front wheels of 8 inches enables 100 kg of weight bearing strength.



#57, Udyog Vihar Phase IV, Sector 18, Gurugram 122015, Haryana, India | Tel: +91 124 683 0000

MHL 1001 is ergonomically designed black powder coated wheelchair with strong, flexible and antibacterial upholstery providing comfort of 20.5 inches' width. MHL 1001 has option of Canvas / Foam Seat.

MHL 1001 - EVA



MHL 1001 - PU



MHL 1001 – EVA/PU

MANUAL BLACK MAG WHEEL CHAIR

MHL 1001 – EVA/PU

MANUAL BLACK MAG WHEEL CHAIR

DIMENSIONS

| | MHL 1001 – EVA | MHL 1001 – PU | MHL 1001 A - EVA | MHL 1001 A - PU |
|--------------------------------|----------------|---------------|------------------|-----------------|
| Overall Length | 1050 mm | 1045 mm | 1050 mm | 1045 mm |
| Overall Height | 880 mm | 775 mm | 880 mm | 775 mm |
| Overall Width Folded | 290 mm | 285 mm | 290 mm | 285 mm |
| Overall Width Open | 680 mm | 675 mm | 680 mm | 675 mm |
| Seat Height From Footrest | 480 mm | 480 mm | 480 mm | 480 mm |
| Seat Height From Ground | 480 mm | 480 mm | 480 mm | 480 mm |
| Armrest Height From Seat | 320 mm | 320 mm | 320 mm | 320 mm |
| Ground Clearance | 75 mm | 75 mm | 75 mm | 75 mm |
| Ground Clearance from footrest | 130 mm | 130 mm | 130 mm | 130 mm |
| Front Wheel | 200 mm | 200 mm | 200 mm | 200 mm |
| Rear Wheel | 605 / 36 | 600 / 30 | 605 / 36 | 600 / 30 |
| Seat Width | 530 mm | 530 mm | 530 mm | 530 mm |

GENERAL SPECIFICATIONS

| | | | | |
|----------------------|----------------------------|----------------------------|--------------------------------|--------------------------------|
| Propulsion System | Manual | Manual | Manual | Manual |
| Frame | Powder Coated MS Frame | Powder Coated MS Frame | Powder Coated MS Frame | Powder Coated MS Frame |
| Upholstery | Canvas , Antimicrobial | Canvas , Antimicrobial | Foam Upholstery, Antimicrobial | Foam Upholstery, Antimicrobial |
| Weight Capacity | UPTO 100 Kg | UPTO 100 Kg | UPTO 100 Kg | UPTO 100 Kg |
| Net Weight | 13.1 | 13.32 | 13.1 | 13.32 |
| Front Wheel | Pp Castor | Pp Castor | Pp Castor | Pp Castor |
| Rear Wheel | Mag Wheel - Black Eva Tyre | Mag Wheel - Grey Pu Tyre | Mag Wheel - Black Eva Tyre | Mag Wheel - Grey Pu Tyre |
| Foldable / Fixed | Foldable | Foldable | Foldable | Foldable |
| Foot Rest | Polymer And Detachable | Polymer And Detachable | Polymer And Detachable | Polymer And Detachable |
| Back Rest | Non Reclining / Foldable | Non Reclining / Foldable | Non Reclining / Foldable | Non Reclining / Foldable |
| Armrest | PU Moulded, Non-detachable | PU Moulded, Non-detachable | PU Moulded, Non-detachable | PU Moulded, Non-detachable |
| Head Rest | No | No | No | No |
| Anti Tip Provision | No | No | No | No |
| Propelling Ring | Yes, Polymer | Yes, Polymer | Yes, Polymer | Yes, Polymer |
| Manual Brakes | Anti Skid Braking System | Anti Skid Braking System | Anti Skid Braking System | Anti Skid Braking System |
| Attendant Brakes | No | No | No | No |
| Push Handles | Yes with PVC Grip | Yes with PVC Grip | Yes with PVC Grip | Yes with PVC Grip |
| Provision Of Commode | No | No | No | No |
| Calf Strap | Yes | Yes | Yes | Yes |
| Color Options | Black | Black | Black | Black |

Smooth and strong polymer propelling ring for sound grip and reduced effort, optimized for 11'o clock to 2'o clock pushing ark.



Calf support and detachable metallic foot rests makes it optimal solution for patients with compromised mobility, neuromuscular issues, musculoskeletal problems and having broken bones.

Foldable feature enhances the portability and can be stored easily in house or car. Rear wheels options of EVA / PU tyres of 24 inches for ease of maneuverability and solid PP front wheels of 8 inches enables 100 kg of weight bearing strength.



#57, Udyog Vihar Phase IV, Sector 18, Gurugram 122015, Haryana, India | Tel: +91 124 683 0000



MHL 1002 is ergonomically designed black powder coated wheelchair with strong, flexible and antibacterial upholstery providing comfort of 20 inches width.



MHL 1002
MANUAL CHROME WHEELCHAIR

MHL 1002

MANUAL CHROME WHEELCHAIR

DIMENSIONS

| | |
|--------------------------------|---------|
| Overall Length | 1050 mm |
| Overall Height | 895 mm |
| Overall Width Folded | 285 mm |
| Overall Width Open | 690 mm |
| Seat Height From Footrest | 455 mm |
| Seat Height From Ground | 480 mm |
| Armrest Height From Seat | 310 mm |
| Ground Clearance | 80 mm |
| Ground Clearance from Footrest | 130 mm |
| Front Wheel | 200 mm |
| Rear Wheel | 24" |
| Seat Width | 500 mm |

GENERAL SPECIFICATIONS

| | |
|----------------------|----------------------------|
| Propulsion System | Manual |
| Frame | Chrome plated Strong Frame |
| Upholstery | Rexine , Antimicrobial |
| Weight Capacity | UPTO 100 Kg |
| Net Weight | 15.85 Kg |
| Front Wheel | Pp Castor |
| Rear Wheel | 14g S.S. Spoke Tyre |
| Foldable / Fixed | Foldable |
| Foot Rest | Metallic And Detachable |
| Back Rest | Non Reclining / Foldable |
| Armrest | Cushioned, Non-detachable |
| Head Rest | No |
| Propelling Ring | Yes, MS |
| Manual Brakes | Anti Skid Braking System |
| Attendant Brakes | No |
| Push Handles | Yes with PVC Grip |
| Provision Of Commode | No |
| Calf Strap | Yes |

Smooth and strong propelling ring for sound grip and reduced effort, optimized for 11'o clock to 2'o clock pushing ark.



Calf support and detachable foot rests makes it optimal solution for patients with compromised mobility, neuromuscular issues, musculoskeletal problems and having broken bones.

Foldable feature enhances the portability and can be stored easily in house or car. Rear wheels options of Spoke wheels of 24 inches for ease of maneuverability and solid PP front wheels of 8 inches enables 100 kg of weight bearing strength.



MHL 1002 AX is ergonomically designed chrome plated wheelchair with strong, flexible and antibacterial upholstery providing comfort of 17 inches' width.

MHL 1002 AX - EVA



MHL 1002 AX - PU



MHL 1002 AX – EVA/PU

MANUAL CHROME WHEELCHAIR WITH ATTENDEND BRAKES & FOAM UPHOLSTERY

MHL 1002 AX – EVA/PU

MANUAL CHROME WHEEL CHAIR WITH ATTENDEND BRAKES & FOAM UPHOLSTERY

DIMENSIONS

| | MHL 1002 AX-EVA | MHL 1002 AX-PU |
|--------------------------------|-----------------|----------------|
| Overall Length | 1045 mm | 1045 mm |
| Overall Height | 870 mm | 870 mm |
| Overall Width Folded | 285 mm | 290 mm |
| Overall Width Open | 685 mm | 685 mm |
| Seat Height from footrest | 460 mm | 460 mm |
| Seat Height from ground | 485 mm | 485 mm |
| Armrest Height From Seat | 275 mm | 275 mm |
| Ground Clearance | 70 mm | 70 mm |
| Ground Clearance from footrest | 75 mm | 75 mm |
| Front Wheel | 200 mm | 200 mm |
| Rear Wheel | 605 / 36 | 600 / 36 |
| Seat Width | 500 mm | 500 mm |

GENERAL SPECIFICATIONS

| | | |
|----------------------|---|---|
| Propulsion System | Manual | Manual |
| Frame | Chrome Plated Strong Frame | Chrome Plated Strong Frame |
| Upholstery | PVC , Antimicrobial and Fire-retardant | PVC , Antimicrobial and Fire-retardant |
| Weight Capacity | Upto 100 Kg | Upto 100 Kg |
| Net Weight | 16.12 | 16.48 |
| Front Wheel | Mag Design PP Castor | Mag Design PP Castor |
| Rear Wheel | MAG Wheel with EVA Tyre | Mag Wheel with PU Tyre |
| Foldable / Fixed | Foldable | Foldable |
| Foot Rest | Metallic and Detachable | Metallic and Detachable |
| Back Rest | Non Reclining/Foldable | Non Reclining/Foldable |
| Armrest | Cushioned, Detachable | Cushioned, Detachable |
| Head Rest | No | No |
| Anti Tip Provision | No | No |
| Propelling Ring | Yes | Yes |
| Manual Brakes | Anti Skid Braking System | Anti Skid Braking System |
| Attendant Brakes | Yes | Yes |
| Push Handles | Yes With PVC Grip | Yes With PVC Grip |
| Provision Of Commode | No | No |
| Calf Strap | Yes | Yes |
| Color Options | CP | CP |

Smooth and strong polymer propelling ring for sound grip and reduced effort, optimized for 11'o clock to 2'o clock pushing ark.



Calf support and detachable metallic foot rests makes MHL 1002 AX an optimal solution for patients with compromised mobility, neuromuscular issues, musculoskeletal problems and having broken bones.



Power packed with new safety features of attendant brakes, broad safety belt and 4 oval premium reflectors. Foldable feature enhances the portability and can be stored easily in house or car.

Rear mag wheels of 24 inches for ease of maneuverability and solid PP front wheels of 8 inches enables 100 kg of weight bearing strength.





REHABILITATION AIDS

ABOUT US

We are a healthcare equipment manufacturer delivering high quality medical equipment for individual and institutional requirements. Our product design and equipment manufacturing meets Global Standards which caters to the growing Indian market in addition to worldwide exports.



MHL 1002C MANUAL COMMODE
WHEEL CHAIR

MHL 1002C

MANUAL COMMUNE
WHEEL CHAIR

DIMENSIONS

| | |
|--------------------------------|---------|
| Overall Length | 1050 mm |
| Overall Height | 865 mm |
| Overall Width Folded | 250 mm |
| Overall Width Open | 630 mm |
| Seat Height from Footrest | 460 mm |
| Seat Height from Ground | 515 mm |
| Armrest Height from Seat | 275 mm |
| Ground Clearance | 100 mm |
| Ground Clearance from Footrest | 125 mm |
| Front Wheel | 200 mm |
| Rear Wheel | 605 mm |
| Seat Width | 430 mm |

GENERAL SPECIFICATIONS

| | |
|----------------------|--|
| Propulsion System | Manual |
| Frame | Chrome Plated Strong Frame |
| Upholstorey | Pvc , Antimicrobial And Fire-retardant |
| Weight Capacity | Upto 100 Kg |
| Net Weight | 16.460 Kg |
| Front Wheel | Mag Design PVC Castor |
| Rear Wheel | 14g Stainless Steel Spokes Rim With Braided (Eva) Tyre |
| Foldable / Fixed | Foldable |
| Foot Rest | Metallic and Detachable |
| Back Rest | Non Reclining / Foldable |
| Armrest | Cushioned, Non-detachable |
| Head Rest | NO |
| Propelling Ring | Yes , Polymer Wavy Design |
| Manual Brakes | Anti Skid Braking System |
| Attendant Brakes | No |
| Push Handles | Yes With PVC Grip |
| Provision Of Commode | Yes, With Pan And Lid, Removable |
| Calf Strap | Yes |
| Color Options | Black |

MHL 1002C is ergonomically designed chrome plated commode wheelchair with strong, flexible and antibacterial upholstery providing comfort of 17 inches' width.



Wavy designed polymer propelling ring for sound grip and reduced effort. U cut seat, with microbe resistant pan with lid, is easily removable and cleanable.

Calf support and detachable foot rests makes this optimal solution for patients with compromised mobility, neuromuscular issues, musculoskeletal problems and having broken bones.

Foldable feature enhances the portability and serves as normal wheelchair as well.

Rear wheels with braided tyres of 24 inches for ease of maneuverability and solid PP front wheels of 8 inches enables 100 kg of weight bearing strength.



57, Udyog Vihar Phase IV, Sector 18, Gurugram 122015, Haryana, India | **Tel.:** +91 124 683 0000

MHL 1002 C – EVA / PU is ergonomically designed chrome-plated commode wheelchair with strong, flexible and antibacterial upholstery providing comfort of 19 inches' width.

MHL 1002 C - EVA



MHL 1002 C - PU



MHL 1002 C – EVA/PU

MANUAL CHROME COMMODOE WHEELCHAIR WITH MAG WHEELS

MHL 1002 C – EVA/PU

MANUAL CHROME COMMODE WHEELCHAIR WITH MAG WHEELS

DIMENSIONS

| | MHL 1002 C-EVA | MHL 1002 C-PU |
|--------------------------------|----------------|---------------|
| Overall Length | 1030 mm | 1025 mm |
| Overall Height | 860 mm | 860 mm |
| Overall Width Folded | 275 mm | 280 mm |
| Overall Width Open | 670 mm | 680 mm |
| Seat Height from footrest | 480 mm | 475 mm |
| Seat Height from ground | 525 mm | 520 mm |
| Armrest Height From Seat | 270 mm | 275 mm |
| Ground Clearance | 100 mm | 100 mm |
| Ground Clearance from footrest | 30-120 mm | 30-120 mm |
| Front Wheel | 200 mm | 200 mm |
| Rear Wheel | 605 / 36 | 605 / 36 |
| Seat Width | 430 mm | 430 mm |

GENERAL SPECIFICATIONS

| | | |
|----------------------|---|---|
| Propulsion System | Manual | Manual |
| Frame | Chrome Plated Strong Frame | Chrome Plated Strong Frame |
| Upholstery | PVC , Antimicrobial and Fire-retardant | PVC , Antimicrobial and Fire-retardant |
| Weight Capacity | Upto 100 Kg | Upto 100 Kg |
| Net Weight | 15.94 | 16.18 |
| Front Wheel | Mag Design PP Castor | Mag Design PP Castor |
| Rear Wheel | MAG Wheel with EVA Tyre | Mag Wheel with PU Tyre |
| Foldable / Fixed | Foldable | Foldable |
| Foot Rest | Metallic and Detachable | Metallic and Detachable |
| Back Rest | Non Reclining/Foldable | Non Reclining/Foldable |
| Armrest | Cushioned, non-detachable | Cushioned, non-detachable |
| Head Rest | No | No |
| Anti Tip Provision | No | No |
| Propelling Ring | Yes | Yes |
| Manual Brakes | Anti Skid Braking System | Anti Skid Braking System |
| Attendant Brakes | No | No |
| Push Handles | Yes With PVC Grip | Yes With PVC Grip |
| Provision Of Commode | Yes, Pan and Lid, Removable | Yes, Pan and Lid, |
| Removable | | |
| Calf Strap | Yes | Yes |
| Color Options | CP | CP |

Smooth polymer-propelling ring for sound grip and reduced effort, optimized for 11'o clock to 2'o clock pushing ark.



Calf support and detachable metallic foot rests makes it optimal solution for patients with compromised mobility, neuromuscular issues, musculoskeletal problems and having fractured bones.



Foldable feature enhances the portability and can be stored easily in house or car.

MAG Rear wheels are available in two options of BLACK – EVA tyres and GREY – PU tyres of 24 inches for ease of maneuverability and solid PP front wheels of 8 inches enables 100 kg of weight bearing strength.





REHABILITATION AIDS



ABOUT US

We are a healthcare equipment manufacturer delivering high quality medical equipment for individual and institutional requirements. Our product design and equipment manufacturing meets Global Standards which caters to the growing Indian market in addition to worldwide exports.

MHL 1003 - ISI MANUAL CHROME
WHEEL CHAIR

MHL 1003-ISI

MANUAL CHROME
WHEEL CHAIR

DIMENSIONS

| | |
|--------------------------------|--------|
| Overall Length | 990 mm |
| Overall Height | 910 mm |
| Overall Width Folded | 285 mm |
| Overall Width Open | 700 mm |
| Seat Height from Footrest | 385 mm |
| Seat Height from Ground | 475 mm |
| Armrest Height from Seat | 230 mm |
| Ground Clearance | 160 mm |
| Ground Clearance from Footrest | 190 mm |
| Front Wheel | 200 mm |
| Rear Wheel | 605 mm |
| Seat Width | 480 mm |

GENERAL SPECIFICATIONS

| | |
|---------------------------|--|
| Propulsion System | Manual |
| Frame | Chrome Plated Strong Frame |
| Upholstorey - Two options | Canvas, Antimicrobial And Fire-retardant |
| Weight Capacity | Upto 100 Kg |
| Net Weight | 15.040 Kg |
| Front Wheel | Mag Design Solid Rubber |
| Rear Wheel | 14g Stainless Steel Spokes Rim with Braided (EVA) Tyre |
| Foldable / Fixed | Foldable |
| Foot Rest | Metallic And Detachable |
| Back Rest | Non Reclining / Foldable |
| Armrest | Cushioned, Non-detachable |
| Head Rest | NO |
| Propelling Ring | Yes, Stainless Steel |
| Manual Brakes | Anti Skid Braking System |
| Attendant Brakes | NO |
| Push Handles | Yes With PVC Grip |
| Provision Of Commode | NO |
| Calf Strap | Yes |
| Color Options | Black |

MHL 1003 is ergonomically designed chrome plated wheelchair with strong, flexible and antibacterial upholstery providing comfort of 18.5 inches' width.

Smooth stainless steel propelling ring for sound grip and reduced effort, optimized for 11'o clock to 2'o clock pushing ark.

Calf support and detachable foot rests makes MHL 1003 optimal solution for patients with compromised mobility, neuromuscular issues, musculoskeletal problems and having broken bones.



Foldable feature enhances the portability and makes it ideal companion.

Rear wheels with braided tyres of 24 inches for ease of maneuverability and solid PP front wheels of 8 inches with strength of double cross bar enables 100 kg of weight bearing capacity.



57, Udyog Vihar Phase IV, Sector 18, Gurugram 122015,
Haryana, India | **Tel.:** +91 124 683 0000



REHABILITATION AIDS

ABOUT US

We are a healthcare equipment manufacturer delivering high quality medical equipment for individual and institutional requirements. Our product design and equipment manufacturing meets Global Standards which caters to the growing Indian market in addition to worldwide exports.



MHL 1006 MANUAL RECLINING
COMMODE WHEEL CHAIR

MHL 1006

MANUAL RECLINING COMMUNE WHEEL CHAIR

DIMENSIONS

| | |
|--------------------------------|---------|
| Overall Length | 1140 mm |
| Overall Height | 1180 mm |
| Overall Width Folded | 330 mm |
| Overall Width Open | 655 mm |
| Seat Height from Footrest | 470 mm |
| Seat Height from Ground | 480 mm |
| Armrest Height from Seat | 245 mm |
| Ground Clearance | 45 mm |
| Ground Clearance from Footrest | 95 mm |
| Front Wheel | 200 mm |
| Rear Wheel | 605 mm |
| Seat Width | 440 mm |

GENERAL SPECIFICATIONS

| | |
|----------------------|--|
| Propulsion System | Manual |
| Frame | Chrome Plated Strong Frame |
| Upholstorey | Pvc , Antimicrobial And Fire-retardant |
| Weight Capacity | Upto 100 Kg |
| Net Weight | 24.9 Kg |
| Front Wheel | Mag Design Solid Rubber |
| Rear Wheel | 14g Stainless Steel Spokes Rim With Braided (Eva) Tyre |
| Foldable / Fixed | Foldable |
| Foot Rest | Elevating, Metallic And Detachable |
| Back Rest | Reclining |
| Armrest | Cushioned, Detachable |
| Head Rest | Yes, With Neck Cushion |
| Propelling Ring | Yes , Stainless Steel |
| Manual Brakes | Anti Skid Braking System |
| Attendant Brakes | Yes |
| Push Handles | Yes With Pvc Grip |
| Provision Of Commode | Yes, With Pan And Lid, Removable |
| Calf Strap | Yes |
| Color Options | Black |


MHL1006 is ergonomically designed chrome plated commode recliner with strong, flexible and antibacterial upholstery providing comfort of 18 inches' width.



Supine position can be attained within seconds with optimized center of gravity and mimics the comfort of bed. Smooth and shiny stainless steel propelling ring. U cut seat, with microbe resistant pan with lid, is easily removable and cleanable.

Removable head rest with neck support, calf support and detachable foot rests makes this perfect for senior citizens and people with compromised mobility. Foldable feature enhances the portability and serves as normal wheelchair as well.

Rear wheels of 24 inches for ease of maneuverability and solid PP front wheels of 8 inches enables 100 kg of weight bearing strength.



57, Udyog Vihar Phase IV, Sector 18, Gurugram 122015,
Haryana, India | **Tel.:** +91 124 683 0000

MHL 1006 MAG is ergonomically designed chrome plated commode recliner with strong, flexible and antibacterial upholstery providing comfort of 18 inches' width.

MHL 1006 - EVA



MHL 1006 - PU



MHL 1006 – EVA/PU
MANUAL RECLINING COMMUNE WHEEL CHAIR

MHL 1006 – EVA/PU

MANUAL RECLINING COMMODE WHEEL CHAIR

DIMENSIONS

| | MHL 1006-EVA | MHL 1006-PU |
|--------------------------------|--------------|-------------|
| Overall Length | 1130 mm | 1125 mm |
| Overall Height | 1290 mm | 1285 mm |
| Overall Width Folded | 340 mm | 335 mm |
| Overall Width Open | 650 mm | 645 mm |
| Seat Height from footrest | 500 mm | 500 mm |
| Seat Height from ground | 550 mm | 550 mm |
| Armrest Height From Seat | 270 mm | 275 mm |
| Ground Clearance | 70 mm | 70 mm |
| Ground Clearance from footrest | 110 mm | 110 mm |
| Front Wheel | 200 mm | 200 mm |
| Rear Wheel | 605 / 36 | 600 / 30 |
| Seat Width | 440 mm | 440 mm |

GENERAL SPECIFICATIONS

| | | |
|----------------------|---|---|
| Propulsion System | Manual | Manual |
| Frame | Chrome Plated Strong Frame | Chrome Plated Strong Frame |
| Upholstery | PVC , Antimicrobial and Fire-retardant | PVC , Antimicrobial and Fire-retardant |
| Weight Capacity | upto 100 Kg | upto 100 Kg |
| Net Weight | 23.9 | 24.01 |
| Front Wheel | Mag Design Solid Rubber | Mag Design Solid Rubber |
| Rear Wheel | MAG Wheel with EVA Tyre | Mag Wheel with PU Tyre |
| Foldable / Fixed | Foldable | Foldable |
| Foot Rest | Elevating, Metallic and Detachable | Elevating, Metallic and Detachable |
| Back Rest | Reclining | Reclining |
| Armrest | Cushioned, Detachable | Cushioned, Detachable |
| Head Rest | Yes, with Neck Cushion | Yes, with Neck Cushion |
| Anti Tip Provision | Yes, with Single Castor | Yes, with Single Castor |
| Propelling Ring | Yes, Polymer Wavy Design | Yes, Polymer Wavy Design |
| Manual Brakes | Anti Skid Braking System | Anti Skid Braking System |
| Attendant Brakes | No | No |
| Push Handles | Yes With PVC Grip | Yes With PVC Grip |
| Provision Of Commode | Yes, With Pan and Lid, Removable | Yes, With Pan and Lid, Removable |
| Calf Strap | Yes | Yes |
| Color Options | Chrome Plated | Chrome Plated |

Supine position can be attained within seconds with optimized center of gravity and mimics the comfort of bed.



Smooth and shiny stainless steel propelling ring. U cut seat, with microbe resistant pan with lid, is easily removable and cleanable.



Removable head rest with neck support, calf support and detachable foot rests makes Petunia perfect for senior citizens and people with compromised mobility. Foldable feature enhances the portability and serves as normal wheelchair as well.

MAG Rear wheels are available in two options of BLACK – EVA tyres and GREY – PU tyres of 24 inches for ease of maneuverability and solid PP front wheels of 8 inches enables 100 kg of weight bearing strength.



#57, Udyog Vihar Phase IV, Sector 18, Gurugram 122015, Haryana, India | Tel: +91 124 683 0000



REHABILITATION AIDS

ABOUT US

We are a healthcare equipment manufacturer delivering high quality medical equipment for individual and institutional requirements. Our product design and equipment manufacturing meets Global Standards which caters to the growing Indian market in addition to worldwide exports.



MHL 1008 LIGHT ALUMINIUM
WHEEL CHAIR

MHL 1008 LIGHT ALUMINIUM WHEEL CHAIR

DIMENSIONS

| | |
|--------------------------------|--------|
| Overall Length | 980 mm |
| Overall Height | 910 mm |
| Overall Width Folded | 310 mm |
| Overall Width Open | 620 mm |
| Seat Height from Footrest | 440 mm |
| Seat Height from Ground | 460 mm |
| Armrest Height from Seat | 180 mm |
| Ground Clearance | 110 mm |
| Ground Clearance from Footrest | 110 mm |
| Front Wheel | 150 mm |
| Rear Wheel | 480 mm |
| Seat Width | 450 mm |

GENERAL SPECIFICATIONS

| | |
|---------------------------|--|
| Propulsion System | Manual |
| Frame | Aluminium Alloy |
| Upholstorey - Two options | Canvas, Antimicrobial And Fire-retardant |
| Weight Capacity | Upto 100 Kg |
| Net Weight | 10.6 Kg |
| Front Wheel | Mag Design PP Castor |
| Rear Wheel | 14g Stainless Steel Spokes Rim with Tyre |
| Foldable / Fixed | Foldable |
| Foot Rest | Metallic And Detachable |
| Back Rest | Flip / Foldable |
| Armrest | Cushioned, Non-detachable |
| Head Rest | NO |
| Propelling Ring | Yes, Powder Coated |
| Manual Brakes | Anti Skid Braking System |
| Attendant Brakes | Yes |
| Push Handles | Yes With PVC Grip |
| Provision Of Commode | NO |
| Calf Strap | Yes |
| Color Options | Blue, Orange, Red |

MHL1008 is aesthetically designed ultralight aluminum alloy wheelchair with strong, flexible, fire-retardant and antibacterial upholstery providing comfort of 17.5 inches' width.



Flip back cushioned arm rest gives ease of access. Smooth powder coated propelling ring for strong grip.

Foldable backrest, calf support and detachable foot rests makes Zinnia perfect for senior citizens and people with compromised mobility, and folds within 12 inches of width.

Rear wheels of 19 inches for ease of maneuverability and solid PP front wheels of 6 inches with double cross design enables 100 kg of weight bearing strength.

Small storage space in the form of back – pocket for storage of documents and medicines.



57, Udyog Vihar Phase IV, Sector 18, Gurugram 122015, Haryana, India | **Tel.:** +91 124 683 0000

MHL 1008-A aesthetically designed ultralight aluminum alloy wheelchair with strong, flexible, fire-retardant and antibacterial upholstery providing comfort of 17.7 inches' width.



MHL 1008-A
MANUAL ALUMINIUM WHEELCHAIR

MHL 1008-A

MANUAL ALUMINIUM
WHEELCHAIR

DIMENSIONS

| | |
|--------------------------------|----------|
| Overall Length | 910 mm |
| Overall Height | 890 mm |
| Overall Width Folded | 250 mm |
| Overall Width Open | 540 mm |
| Seat Height From Footrest | 480 mm |
| Seat Height From Ground | 460 mm |
| Armrest Height From Seat | 200 mm |
| Ground Clearance | 90 mm |
| Ground Clearance from Footrest | 90 mm |
| Front Wheel | 150 mm |
| Rear Wheel | 16x1 3/8 |
| Seat Width | 450 mm |

GENERAL SPECIFICATIONS

| | |
|----------------------|--|
| Propulsion System | Manual |
| Frame | Aluminium frame with MS cross tubes |
| Upholstery | Canvas, Antimicrobial & Fire-retardant |
| Weight Capacity | Up to 100 Kg |
| Net Weight | 9.840 Kg |
| Front Wheel | Mag Design PP Castor |
| Rear Wheel | Mag Wheel with Solid Tyre |
| Foldable / Fixed | Foldable |
| Foot Rest | Polymer And Flipable |
| Back Rest | Flip/Foldable |
| Armrest | PU-Moulded, Non-detachable |
| Head Rest | No |
| Anti Tip Provision | No |
| Propelling Ring | No, Attendant Required |
| Manual Brakes | Anti Skid Braking System |
| Attendant Brakes | Yes |
| Push Handles | Yes with PVC Grip |
| Provision Of Commode | No |
| Calf Strap | Yes |



Flip back cushioned arm rest gives ease of access. Smooth powder coated propelling ring for strong grip.



Foldable backrest, calf support and detachable foot rests makes it perfect for senior citizens and people with compromised mobility, and folds within 9.8 inches of width.



Rear wheels of 16 inches for ease of maneuverability and solid PP front wheels of 6 inches with double cross design enables 100 kg of weight bearing strength. Small storage space in the form of back – pocket for storage of documents and medicines.

MHL 1008-B aesthetically designed ultralight aluminum alloy wheelchair with strong, flexible, fire-retardant and antibacterial upholstery providing comfort of 17.7 inches' width.



MHL 1008-B
MANUAL ALUMINIUM WHEELCHAIR

MHL 1008-B

MANUAL ALUMINIUM
WHEELCHAIR

DIMENSIONS

| | |
|--------------------------------|----------|
| Overall Length | 1000 mm |
| Overall Height | 885 mm |
| Overall Width Folded | 285 mm |
| Overall Width Open | 635 mm |
| Seat Height From Footrest | 490 mm |
| Seat Height From Ground | 460 mm |
| Armrest Height From Seat | 200 mm |
| Ground Clearance | 90 mm |
| Ground Clearance from Footrest | 90 mm |
| Front Wheel | 150 mm |
| Rear Wheel | 20x1 3/8 |
| Seat Width | 450 mm |

GENERAL SPECIFICATIONS

| | |
|----------------------|--|
| Propulsion System | Manual |
| Frame | Aluminium frame with MS cross tubes |
| Upholstery | Canvas, Antimicrobial & Fire-retardant |
| Weight Capacity | Up to 100 Kg |
| Net Weight | 10.620 Kg |
| Front Wheel | Mag Design PP Castor |
| Rear Wheel | Spoke Assembly |
| Foldable / Fixed | Foldable |
| Foot Rest | Polymer And Flipable |
| Back Rest | Flip/Foldable |
| Armrest | PU-Moulded, Non-detachable |
| Head Rest | No |
| Anti Tip Provision | No |
| Propelling Ring | Yes with plastic |
| Manual Brakes | Anti Skid Braking System |
| Attendant Brakes | Yes |
| Push Handles | Yes with PVC Grip |
| Provision Of Commode | No |
| Calf Strap | Yes |



Flip back cushioned arm rest gives ease of access. Smooth powder coated propelling ring for strong grip.



Foldable backrest, calf support and detachable foot rests makes it perfect for senior citizens and people with compromised mobility, and folds within 11.2 inches of width.



Rear wheels of 20 inches for ease of maneuverability and solid PP front wheels of 6 inches with double cross design enables 100 kg of weight bearing strength. Small storage space in the form of back – pocket for storage of documents and medicines.

MHL 1008-C aesthetically designed ultralight aluminum alloy wheelchair with strong, flexible, fire-retardant and antibacterial upholstery providing comfort of 17.7 inches' width.



MHL 1008-C

LIGHTWEIGHT MANUAL ALUMINIUM WHEELCHAIR

MHL 1008-C

LIGHTWEIGHT MANUAL
ALUMINIUM WHEELCHAIR

DIMENSIONS

| | |
|--------------------------------|------------|
| Overall Length | 905 mm |
| Overall Height | 870 mm |
| Overall Width Folded | 260 mm |
| Overall Width Open | 600 mm |
| Seat Height From Footrest | 440 mm |
| Seat Height From Ground | 480 mm |
| Armrest Height From Seat | 228 mm |
| Ground Clearance | 145 mm |
| Ground Clearance from Footrest | 95 mm |
| Front Wheel | 6" |
| Rear Wheel | 16"x1" 3/8 |
| Seat Width | 450 mm |

GENERAL SPECIFICATIONS

| | |
|----------------------|--|
| Propulsion System | Manual |
| Frame | Aluminium frame with MS cross tubes |
| Upholstery | Canvas, Antimicrobial & Fire-retardant |
| Weight Capacity | Up to 100 Kg |
| Net Weight | 9.8 Kg |
| Front Wheel | Mag Design PP Castor |
| Rear Wheel | MAG Wheel with SOLID TYRE |
| Foldable / Fixed | Foldable |
| Foot Rest | Polymer And Flipable |
| Back Rest | Flip/Foldable |
| Armrest | PU-Moulded, Non-detachable |
| Head Rest | No |
| Anti Tip Provision | No |
| Propelling Ring | Yes with plastic |
| Manual Brakes | Anti Skid Braking System |
| Attendant Brakes | Yes |
| Push Handles | Yes with PVC Grip |
| Provision Of Commode | No |
| Calf Strap | Yes |



Cushioned arm rest gives ease of handling and comfort. Smooth powder coated propelling ring for strong grip.

Foldable backrest, calf support and detachable foot rests makes it perfect for senior citizens and people with compromised mobility, and folds within 11.2 inches of width.



Rear wheels of 16 inches for ease of maneuverability and solid PP front wheels of 6 inches with double cross design enables 100 kg of weight bearing strength. Small storage space in the form of back – pocket for storage of documents and medicines.

MHL 1008-D aesthetically designed ultralight aluminum alloy wheelchair with strong, flexible, fire-retardant and antibacterial upholstery providing comfort of 17.7 inches' width.



MHL 1008-D

LIGHTWEIGHT MANUAL ALUMINIUM WHEELCHAIR

MHL 1008-D

LIGHTWEIGHT MANUAL
ALUMINIUM WHEELCHAIR

DIMENSIONS

| | |
|--------------------------------|--------|
| Overall Length | 945 mm |
| Overall Height | 865 mm |
| Overall Width Folded | 290 mm |
| Overall Width Open | 620 mm |
| Seat Height From Footrest | 445 mm |
| Seat Height From Ground | 485 mm |
| Armrest Height From Seat | 220 mm |
| Ground Clearance | 135 mm |
| Ground Clearance from Footrest | 90 mm |
| Front Wheel | 6" |
| Rear Wheel | 20" |
| Seat Width | 450 mm |

GENERAL SPECIFICATIONS

| | |
|----------------------|--|
| Propulsion System | Manual |
| Frame | Aluminium frame with MS cross tubes |
| Upholstery | Canvas, Antimicrobial & Fire-retardant |
| Weight Capacity | Up to 100 Kg |
| Net Weight | 10.8 Kg |
| Front Wheel | Mag Design PP Castor |
| Rear Wheel | Spoke Assembly |
| Foldable / Fixed | Foldable |
| Foot Rest | Polymer And Flipable |
| Back Rest | Flip/Foldable |
| Armrest | PU-Moulded, Non-detachable |
| Head Rest | No |
| Anti Tip Provision | No |
| Propelling Ring | Yes with plastic |
| Manual Brakes | Anti Skid Braking System |
| Attendant Brakes | Yes |
| Push Handles | Yes with PVC Grip |
| Provision Of Commode | No |
| Calf Strap | Yes |



Cushioned arm rest gives ease of handling and comfort. Smooth powder coated propelling ring for strong grip.

Foldable backrest, calf support and detachable foot rests makes it perfect for senior citizens and people with compromised mobility, and folds within 11.2 inches of width.



Rear wheels of 20 inches for ease of maneuverability and solid PP front wheels of 6 inches with double cross design enables 100 kg of weight bearing strength. Small storage space in the form of back – pocket for storage of documents and medicines.

MHL 1008-C aesthetically designed ultralight aluminum alloy wheelchair with strong, flexible, fire-retardant and antibacterial upholstery providing comfort of 17.7 inches' width.



MHL 1008-C

LIGHTWEIGHT MANUAL ALUMINIUM WHEELCHAIR

MHL 1008-C

LIGHTWEIGHT MANUAL
ALUMINIUM WHEELCHAIR

DIMENSIONS

| | |
|--------------------------------|------------|
| Overall Length | 905 mm |
| Overall Height | 870 mm |
| Overall Width Folded | 260 mm |
| Overall Width Open | 600 mm |
| Seat Height From Footrest | 440 mm |
| Seat Height From Ground | 480 mm |
| Armrest Height From Seat | 228 mm |
| Ground Clearance | 145 mm |
| Ground Clearance from Footrest | 95 mm |
| Front Wheel | 6" |
| Rear Wheel | 16"x1" 3/8 |
| Seat Width | 450 mm |

GENERAL SPECIFICATIONS

| | |
|----------------------|--|
| Propulsion System | Manual |
| Frame | Aluminium frame with MS cross tubes |
| Upholstery | Canvas, Antimicrobial & Fire-retardant |
| Weight Capacity | Up to 100 Kg |
| Net Weight | 9.8 Kg |
| Front Wheel | Mag Design PP Castor |
| Rear Wheel | MAG Wheel with SOLID TYRE |
| Foldable / Fixed | Foldable |
| Foot Rest | Polymer And Flipable |
| Back Rest | Flip/Foldable |
| Armrest | PU-Moulded, Non-detachable |
| Head Rest | No |
| Anti Tip Provision | No |
| Propelling Ring | Yes with plastic |
| Manual Brakes | Anti Skid Braking System |
| Attendant Brakes | Yes |
| Push Handles | Yes with PVC Grip |
| Provision Of Commode | No |
| Calf Strap | Yes |



Cushioned arm rest gives ease of handling and comfort. Smooth powder coated propelling ring for strong grip.



Foldable backrest, calf support and detachable foot rests makes it perfect for senior citizens and people with compromised mobility, and folds within 11.2 inches of width.



Rear wheels of 16 inches for ease of maneuverability and solid PP front wheels of 6 inches with double cross design enables 100 kg of weight bearing strength. Small storage space in the form of back – pocket for storage of documents and medicines.

MHL 1008-D aesthetically designed ultralight aluminum alloy wheelchair with strong, flexible, fire-retardant and antibacterial upholstery providing comfort of 17.7 inches' width.



MHL 1008-D

LIGHTWEIGHT MANUAL ALUMINIUM WHEELCHAIR

MHL 1008-D

LIGHTWEIGHT MANUAL
ALUMINIUM WHEELCHAIR

DIMENSIONS

| | |
|--------------------------------|--------|
| Overall Length | 945 mm |
| Overall Height | 865 mm |
| Overall Width Folded | 290 mm |
| Overall Width Open | 620 mm |
| Seat Height From Footrest | 445 mm |
| Seat Height From Ground | 485 mm |
| Armrest Height From Seat | 220 mm |
| Ground Clearance | 135 mm |
| Ground Clearance from Footrest | 90 mm |
| Front Wheel | 6" |
| Rear Wheel | 20" |
| Seat Width | 450 mm |

GENERAL SPECIFICATIONS

| | |
|----------------------|--|
| Propulsion System | Manual |
| Frame | Aluminium frame with MS cross tubes |
| Upholstery | Canvas, Antimicrobial & Fire-retardant |
| Weight Capacity | Up to 100 Kg |
| Net Weight | 10.8 Kg |
| Front Wheel | Mag Design PP Castor |
| Rear Wheel | Spoke Assembly |
| Foldable / Fixed | Foldable |
| Foot Rest | Polymer And Flipable |
| Back Rest | Flip/Foldable |
| Armrest | PU-Moulded, Non-detachable |
| Head Rest | No |
| Anti Tip Provision | No |
| Propelling Ring | Yes with plastic |
| Manual Brakes | Anti Skid Braking System |
| Attendant Brakes | Yes |
| Push Handles | Yes with PVC Grip |
| Provision Of Commode | No |
| Calf Strap | Yes |



Cushioned arm rest gives ease of handling and comfort. Smooth powder coated propelling ring for strong grip.

Foldable backrest, calf support and detachable foot rests makes it perfect for senior citizens and people with compromised mobility, and folds within 11.2 inches of width.



Rear wheels of 20 inches for ease of maneuverability and solid PP front wheels of 6 inches with double cross design enables 100 kg of weight bearing strength. Small storage space in the form of back – pocket for storage of documents and medicines.



MHL 1008-E aesthetically designed ultralight aluminum alloy wheelchair with strong, flexible, fire-retardant and antibacterial upholstery providing comfort of 18.11 inches' width.



MHL 1008-E

LIGHTWEIGHT MANUAL ALUMINIUM WHEELCHAIR

MHL 1008-E

LIGHTWEIGHT MANUAL
ALUMINIUM WHEELCHAIR

DIMENSIONS

| | |
|--------------------------------|-----------------|
| Overall Length | 1060 mm |
| Overall Height | 900 mm |
| Overall Width Folded | 305 mm |
| Overall Width Open | 615 mm |
| Seat Height From Footrest | 395 mm |
| Seat Height From Ground | 490 mm |
| Armrest Height From Seat | 180 mm |
| Ground Clearance | 160 mm |
| Ground Clearance from Footrest | 190 mm |
| Front Wheel | 150 mm / 6" |
| Rear Wheel | 16" |
| Seat Width / Depth | 460 mm / 395 mm |

GENERAL SPECIFICATIONS

| | |
|----------------------|--|
| Propulsion System | Manual |
| Frame | Aluminium alloy |
| Upholstery | Canvas, Antimicrobial & Fire-retardant |
| Weight Capacity | Up to 100 Kg |
| Net Weight | 10.78 Kg |
| Front Wheel | Mag Design PP Castor |
| Rear Wheel | MAG Wheel with SOLID TYRE |
| Foldable / Fixed | Foldable |
| Foot Rest | Polymer And Flipable |
| Back Rest | Foldable |
| Armrest | Cushioned, Non-detachable |
| Head Rest | No |
| Anti Tip Provision | No |
| Propelling Ring | No |
| Manual Brakes | Yes |
| Attendant Brakes | Yes |
| Push Handles | Yes |
| Provision Of Commode | No |
| Calf Strap | Yes |



Cushioned arm rest gives ease of handling and comfort. Smooth powder coated propelling ring for strong grip.

Foldable backrest, calf support and detachable foot rests makes it perfect for senior citizens and people with compromised mobility, and folds within 12 inches of width.



Rear wheels of 16 inches for ease of maneuverability and solid PP front wheels of 6 inches with double cross design enables 100 kg of weight bearing strength. Small storage space in the form of back-pocket for storage of documents and medicines.



MHL 1008-F aesthetically designed ultralight aluminum alloy wheelchair with strong, flexible, fire-retardant and antibacterial upholstery providing comfort of 18.11 inches' width.



MHL 1008-F

LIGHTWEIGHT MANUAL ALUMINIUM WHEELCHAIR

MHL 1008-F

LIGHTWEIGHT MANUAL
ALUMINIUM WHEELCHAIR

DIMENSIONS

| | |
|--------------------------------|-----------------|
| Overall Length | 1030 mm |
| Overall Height | 915 mm |
| Overall Width Folded | 270 mm |
| Overall Width Open | 620 mm |
| Seat Height From Footrest | 405 mm |
| Seat Height From Ground | 480 mm |
| Armrest Height From Seat | 195 mm |
| Ground Clearance | 180 mm |
| Ground Clearance from Footrest | 180 mm |
| Front Wheel | 150 mm / 6" |
| Rear Wheel | 20" |
| Seat Width / Depth | 460 mm / 395 mm |

GENERAL SPECIFICATIONS

| | |
|----------------------|--|
| Propulsion System | Manual |
| Frame | Aluminium Alloy |
| Upholstery | Canvas, Antimicrobial & Fire-retardant |
| Weight Capacity | Up to 100 Kg |
| Net Weight | 11.460 Kg |
| Front Wheel | Mag Design PP Castor |
| Rear Wheel | SPOKED Assembly |
| Foldable / Fixed | Foldable |
| Foot Rest | Polymer And Flip-able |
| Back Rest | Flip/Foldable |
| Armrest | Cushioned, Non-detachable |
| Head Rest | No |
| Anti Tip Provision | No |
| Propelling Ring | No |
| Manual Brakes | Yes |
| Attendant Brakes | Yes |
| Push Handles | Yes |
| Provision Of Commode | No |
| Calf Strap | Yes |



Cushioned arm rest gives ease of handling and comfort. Smooth powder coated propelling ring for strong grip.



Foldable backrest, calf support and detachable foot rests makes it perfect for senior citizens and people with compromised mobility, and folds within 10.6 inches of width.



Rear wheels of 20 inches for ease of maneuverability and solid PP front wheels of 6 inches with double cross design enables 100 kg of weight bearing strength. Small storage space in the form of back-pocket for storage of documents and medicines.



REHABILITATION AIDS

ABOUT US

We are a healthcare equipment manufacturer delivering high quality medical equipment for individual and institutional requirements. Our product design and equipment manufacturing meets Global Standards which caters to the growing Indian market in addition to worldwide exports.



MHL 1009 MANUAL CHROME
WHEEL CHAIR

MHL 1009

MANUAL CHROME
WHEEL CHAIR

DIMENSIONS

| | |
|--------------------------------|---------|
| Overall Length | 1000 mm |
| Overall Height | 875 mm |
| Overall Width Folded | 280 mm |
| Overall Width Open | 660 mm |
| Seat Height from Footrest | 410 mm |
| Seat Height from Ground | 440 mm |
| Armrest Height from Seat | 320 mm |
| Ground Clearance | 110 mm |
| Ground Clearance from Footrest | 120 mm |
| Front Wheel | 200 mm |
| Rear Wheel | 605 mm |
| Seat Width | 490 mm |

GENERAL SPECIFICATIONS

| | |
|---------------------------|--|
| Propulsion System | Manual |
| Frame | Chrome Plated Strong Frame |
| Upholstorey - Two options | 1. Canvas - Antimicrobial and Fire-Retardant 2. Rexline - Antimicrobial and Water Repelling. |
| Weight Capacity | Upto 80 Kg |
| Net Weight | 13.6 Kg |
| Front Wheel | Mag Design PP Castor |
| Rear Wheel | 14g Stainless Steel Spokes Rim with Braided Tyre |
| Foldable / Fixed | Foldable |
| Foot Rest | Option of Metallic/Polymer and Detachable |
| Back Rest | Non Reclining / Foldable |
| Armrest | Cushioned, Non-detachable |
| Head Rest | NO |
| Propelling Ring | Yes, Polymer Wavy Design |
| Manual Brakes | Anti Skid Braking System |
| Attendant Brakes | NO |
| Push Handles | Yes With PVC Grip |
| Provision Of Commode | NO |
| Calf Strap | Yes |
| Color Options | Black |

MHL 1009 is ergonomically designed chrome plated wheelchair with strong, flexible and antibacterial upholstery providing comfort of 17 inches' width.



Wavy designed polymer propelling ring for sound grip and reduced effort.

Calf support and detachable foot rests makes Silvia optimal solution for patients with compromised mobility, neuromuscular issues, musculoskeletal problems and having broken bones.

Foldable feature enhances the portability and makes it ideal companion.

Rear wheels with braided tyre of 24 inches for ease of maneuverability and solid PP front wheels of 8 inches enables 80 kg of weight bearing strength.

Convenience of options of aluminium and polymer foot rests.



57, Udyog Vihar Phase IV, Sector 18, Gurugram 122015, Haryana, India | **Tel.:** +91 124 683 0000

MHL 1009 Silver is ergonomically designed power coated wheelchair with strong, flexible and antibacterial upholstery providing comfort of 20 inches' width and metallic footrest.



MHL 1009 Silver

MANUAL WHEELCHAIR WITH METALLIC FOOTREST

MHL 1009 Silver

MANUAL WHEELCHAIR WITH METALLIC FOOTREST

DIMENSIONS

| | |
|--------------------------------|-------------|
| Overall Length | 1035 mm |
| Overall Height | 890 mm |
| Overall Width Folded | 265 mm |
| Overall Width Open | 660 mm |
| Seat Height From Footrest | 435 mm |
| Seat Height From Ground | 480 mm |
| Armrest Height From Seat | 305 mm |
| Ground Clearance | 65 mm |
| Ground Clearance from Footrest | 90 - 140 mm |
| Front Wheel | 8" inch |
| Rear Wheel | 24" inch |
| Seat Width / Depth | 510 mm |

GENERAL SPECIFICATIONS

| | |
|----------------------|--|
| Propulsion System | Manual |
| Frame | Powder Coated MS Frame |
| Upholstery | Canvas |
| Weight Capacity | 100 Kg |
| Net Weight | 13.32 Kgs |
| Front Wheel | Mag Design PP Castor |
| Rear Wheel | Spoked assembly with Braided Eva Tyres |
| Foldable / Fixed | Foldable |
| Foot Rest | Metallic and Detachable |
| Back Rest | Non Reclining / Foldable |
| Armrest | PU padded |
| Head Rest | No |
| Anti Tip Provision | No |
| Propelling Ring | Yes |
| Manual Brakes | Yes |
| Attendant Brakes | No |
| Push Handles | Yes |
| Provision Of Commode | No |
| Calf Strap | Yes |

Wavy design polymer propelling ring for sound grip and reduced effort. Metallic footrest to keep feet comfortably and hand brakes for easy braking and safety.



Calf support and detachable foot rests makes it optimal solution for patients with compromised mobility, neuromuscular issues, musculoskeletal problems and having broken bones.

Rear wheels with braided tyre of 24 inches for ease of maneuverability and solid PP front wheels of 8 inches enables 100 kg of weight bearing strength. It has aluminium foot rests.

Convenience of back pocket for the patient and attendant



#57, Udyog Vihar Phase IV, Sector 18, Gurugram 122015, Haryana, India | Tel: +91 124 683 0000

MHL 1009 Pro is ergonomically designed wheelchair with strong, flexible and antibacterial upholstery providing comfort of 20 inches' width and metallic footrest.



MHL 1009 Pro

MANUAL WHEELCHAIR WITH METALLIC FOOTREST

MHL 1009 Pro

MANUAL WHEELCHAIR WITH METALLIC FOOTREST

DIMENSIONS

| | |
|--------------------------------|---------|
| Overall Length | 1050 mm |
| Overall Height | 890 mm |
| Overall Width Folded | 255 mm |
| Overall Width Open | 660 mm |
| Seat Height From Footrest | 420 mm |
| Seat Height From Ground | 485 mm |
| Armrest Height From Seat | 310 mm |
| Ground Clearance | 80 mm |
| Ground Clearance from Footrest | 145 mm |
| Front Wheel | 200 mm |
| Rear Wheel | 24" |
| Seat Width | 510 mm |

GENERAL SPECIFICATIONS

| | |
|----------------------|--|
| Propulsion System | Manual |
| Frame | Powder Coated MS Frame (MS ERW 22.2 x 1 mm) |
| Upholstery | Canvas , Antimicrobial and Fire-retardant |
| Weight Capacity | 80 Kg |
| Net Weight | 13.52 Kgs |
| Front Wheel | Mag design PP Castor |
| Rear Wheel | 14G SS Spoke Rim with Braided EVA tyre |
| Foldable / Fixed | Foldable |
| Foot Rest | Metallic |
| Back Rest | Non Reclining / Foldable |
| Armrest | Cushioned, Non-detachable |
| Head Rest | No |
| Anti Tip Provision | No |
| Propelling Ring | Yes, Plastic |
| Manual Brakes | Anti Skid Braking System |
| Attendant Brakes | No |
| Push Handles | Yes with PVC Grip |
| Provision Of Commode | No |
| Calf Strap | Yes |
| Color Options | Plated frame with powder coated cross |

Polymer propelling ring for sound grip and reduced effort.



Calf support and detachable metallic footrest makes it optimal solution for patients with compromised mobility, neuromuscular issues, musculoskeletal problems and having broken bones.



Rear wheels with braided tyre of 24 inches for ease of maneuverability and solid PP front wheels of 8 inches enables 80 kg of weight bearing strength.



#57, Udyog Vihar Phase IV, Sector 18, Gurugram 122015,
Haryana, India | Tel: +91 124 683 0000



MHL 5000 aesthetically designed wheelchair with heavy-duty frame and strong, flexible, fire-retardant antibacterial upholstery providing comfort of 21.85 inches' width.



MHL 5000

HEAVY-DUTY MANUAL WHEELCHAIR WITH WIDE SEAT

MHL 5000

HEAVYDUTY MANUAL
WHEELCHAIR WITH WIDE SEAT

DIMENSIONS

| | |
|--------------------------------|--------------|
| Overall Length | 1020 mm |
| Overall Height | 905 mm |
| Overall Width Folded | 350 mm |
| Overall Width Open | 730 mm |
| Seat Height From Footrest | 475 mm |
| Seat Height From Ground | 550 mm |
| Armrest Height From Seat | 200 mm |
| Ground Clearance | 35 mm |
| Ground Clearance from Footrest | 130 mm |
| Front Wheel | 8" / 200 mm |
| Rear Wheel | 24" / 600 mm |
| Seat Width | 555 mm |

GENERAL SPECIFICATIONS

| | |
|----------------------|--|
| Propulsion System | Manual |
| Frame | Powder Coated Strong Frame |
| Upholstery | Canvas, Antimicrobial & Fire-retardant |
| Weight Capacity | Up to 120 Kg |
| Net Weight | 18.84 Kg |
| Front Wheel | Mag Design PP Castor |
| Rear Wheel | Solid Tyre with Mag Wheel |
| Foldable / Fixed | Foldable |
| Foot Rest | Aluminium |
| Back Rest | Non-Reclining/Foldable |
| Armrest | PU-Paded, |
| Head Rest | No |
| Anti Tip Provision | Yes |
| Propelling Ring | Yes |
| Manual Brakes | Yes |
| Attendant Brakes | No |
| Push Handles | Yes with PVC Grip |
| Provision Of Commode | No |
| Calf Strap | Yes |



Cushioned arm rest gives ease of handling and comfort. Smooth powder coated propelling ring for strong grip.

Flip-up armrest, calf support and detachable foot rests makes it perfect for senior citizens and people with compromised mobility, and folds within 13.78 inches of width.



Rear wheels of 24 inches for ease of maneuverability and solid PP front wheels of 8 inches with double cross design enables 120 kg of weight bearing strength. Small storage space in the form of back – pocket for storage of documents and medicines.



MHL 5000-A aesthetically designed wheelchair with height adjustable armrests, removable rear mag wheels, strong frame and comfortable, flexible, fire-retardant antibacterial upholstery provides comfort of 16.14 inches' width.



MHL 5000-A

MANUAL WHEELCHAIR WITH ADJUSTABLE ARMRESTS

MHL 5000-A

MANUAL WHEELCHAIR WITH
ADJUSTABLE ARMRESTS

DIMENSIONS

| | |
|--------------------------------|---------------|
| Overall Length | 1055 mm |
| Overall Height | 910 mm |
| Overall Width Folded | 285 mm |
| Overall Width Open | 630 mm |
| Seat Height From Footrest | 430 mm |
| Seat Height From Ground | 520 mm |
| Armrest Height From Seat | 240-295 mm |
| Ground Clearance | 65 mm |
| Ground Clearance from Footrest | 100 mm |
| Front Wheel | 6" / 149.5 mm |
| Rear Wheel | 24" / 610 mm |
| Seat Width | 460 mm |

GENERAL SPECIFICATIONS

| | |
|----------------------|--|
| Propulsion System | Manual |
| Frame | Powder Coated Strong Frame |
| Upholstery | Canvas, Antimicrobial & Fire-retardant |
| Weight Capacity | Up to 100 Kg |
| Net Weight | 16 Kg |
| Front Wheel | Mag Design PP Castor |
| Rear Wheel | Solid Tyre with Mag Wheel |
| Foldable / Fixed | Foldable |
| Foot Rest | Polymer |
| Back Rest | Non-Reclining/Foldable |
| Armrest | PU-Paded, Flipable |
| Head Rest | No |
| Anti Tip Provision | Yes |
| Propelling Ring | Yes |
| Manual Brakes | Yes |
| Attendant Brakes | No |
| Push Handles | Yes with PVC Grip |
| Provision Of Commode | No |
| Calf Strap | Yes |



Cushioned height-adjustable armrests gives ease of handling and comfort. Smooth powder coated propelling ring for strong grip.

Calf support, seat belt and detachable foot rests makes it perfect for senior citizens and people with compromised mobility, and folds within 11.22 inches of width.



Detachable Rear wheels of 24 inches for ease of maneuverability and solid PP front wheels of 6 inches with double cross design enables 100 kg of weight bearing strength. Small storage space in the form of back – pocket for storage of documents and medicines.



MHL 5000-B manual wheelchair with specially designed for patients up to **150 kgs** of weight with a heavy-duty frame, push bar handles, compact rear wheels and comfortable, flexible, fire-retardant antibacterial upholstery provides comfort of 23.22 inches' width.



MHL 5000-B

HEAVY-DUTY WHEELCHAIR WITH
PUSH-BAR HANDLE & COMPACT WHEELS

MHL 5000-B

HEAVY-DUTY WHEELCHAIR WITH PUSH-BAR HANDLE & COMPACT WHEELS

DIMENSIONS

| | |
|--------------------------------|---------------|
| Overall Length | 945 mm |
| Overall Height | 915 mm |
| Overall Width Folded | 250 mm |
| Overall Width Open | 740 mm |
| Seat Height From Footrest | 480 mm |
| Seat Height From Ground | 520 mm |
| Armrest Height From Seat | 235 mm |
| Ground Clearance | 75 mm |
| Ground Clearance from Footrest | 120 mm |
| Front Wheel | 7.5" / 192 mm |
| Rear Wheel | 12" / 305 mm |
| Seat Width | 590 mm |

GENERAL SPECIFICATIONS

| | |
|----------------------|--|
| Propulsion System | Manual |
| Frame | Powder Coated Strong Frame |
| Upholstery | Canvas, Antimicrobial & Fire-retardant |
| Weight Capacity | Up to 150 Kg |
| Net Weight | 17.18 Kg |
| Front Wheel | Mag Design PP Castor |
| Rear Wheel | Pneumatic tyre Tyre Wheel |
| Foldable / Fixed | Foldable |
| Foot Rest | Metallic and Detachable |
| Back Rest | Non-Reclining/Foldable |
| Armrest | Cushioned, Detachable |
| Head Rest | No |
| Anti Tip Provision | No |
| Propelling Ring | No |
| Manual Brakes | Yes |
| Attendant Brakes | No |
| Push Handles | Yes |
| Provision Of Commode | No |
| Calf Strap | Yes |



Cushioned and detachable armrests gives ease of handling and comfort to the patient.

The push-bar handle makes it easy for the attendant to push the wheelchairs easily in different spaces like hospital corridors, parks, roads, etc.

Calf support, seat belt and detachable metal footrests makes it perfect for senior citizens and people with compromised mobility, and folds within 9.8 inches of width.



Compact rear wheels of 12 inches for ease of maneuverability and solid PP front wheels of 7.5 inches with double cross design enables 150 kg of weight bearing strength. Small storage space in the form of back – pocket is provided for storage of documents and medicines.



MHL 5002-C aesthetically designed wheelchair with strong frame and comfortable, flexible, fire-retardant antibacterial upholstery providing comfort of 16.9 inches' width.



MHL 5002-C

MANUAL COMMODE WHEELCHAIR WITH CUSHIONED SEAT

MHL 5002-C

MANUAL COMMODE WHEELCHAIR
WITH CUSHIONED SEAT

DIMENSIONS

| | |
|--------------------------------|----------------|
| Overall Length | 1035 mm |
| Overall Height | 860 mm |
| Overall Width Folded | 230 mm |
| Overall Width Open | 635 mm |
| Seat Height From Footrest | 430 mm |
| Seat Height From Ground | 55 mm |
| Armrest Height From Seat | 250 mm |
| Ground Clearance | 50 mm |
| Ground Clearance from Footrest | 135 mm |
| Front Wheel | 7.7" / 196 mm |
| Rear Wheel | 22.6" / 575 mm |
| Seat Width | 430 mm |

GENERAL SPECIFICATIONS

| | |
|----------------------|---|
| Propulsion System | Manual |
| Frame | Chrome Plated Strong Frame |
| Upholstery | Canvas, Anti-microbial & Fire-retardant |
| Weight Capacity | Up to 100 Kg |
| Net Weight | 18.16 Kg |
| Front Wheel | Mag Design PP Castor |
| Rear Wheel | 14G SS Spokes Rim with Solid tyres |
| Foldable / Fixed | Foldable |
| Foot Rest | Aluminium (Fixed) |
| Back Rest | Non-Reclining/Foldable |
| Armrest | PU-Paded |
| Head Rest | No |
| Anti Tip Provision | Yes |
| Propelling Ring | No |
| Manual Brakes | Yes |
| Attendant Brakes | No |
| Push Handles | Yes with PVC Grip |
| Provision Of Commode | No |
| Calf Strap | Yes |



Cushioned arm rest gives ease of handling and comfort. Chrome plated propelling ring for strong grip. Flip-up detachable single flat cushioned seat and removable commode bucket for ease of use.



Calf support, seat belt and fixed foot rests makes it perfect for senior citizens and people with compromised mobility, and folds within 11.22 inches of width.



Rear wheels of 22.6 inches for ease of maneuverability and solid PP front wheels of 7.7 inches with double cross design enables 100 kg of weight bearing strength. Small storage space in the form of back – pocket for storage of documents and medicines.

WALKERS



MHL 2002-Gi is an ideal reciprocal walking solution for conditions like knee pain, ankle pain, intermittent claudication, injuries and in certain cases of obesity causing difficulty in walking.



MHL 2002-Gi
WALKER WITH WHEELS - GLOSS FINISH

MHL 2002-Gi

WALKER WITH WHEELS - GLOSS FINISH

DIMENSIONS

| | |
|---|--------|
| Minimum Height (mm) | 785 mm |
| Maximum Height (mm) | 960 mm |
| Frontal Width when folded (mm) | 590 mm |
| Lateral Width (mm) | 500 mm |
| Lateral Width when folded (mm) Front view | 610 mm |
| Lateral Width when folded (mm) Top View | 105 mm |

GENERAL SPECIFICATIONS

| | |
|----------------------------------|-----------------------------|
| Height Variation Options | 8 |
| Material of Frame | Al. TFS with MS Cross Brace |
| Material of Hand Grip | Foam Padded |
| Rear Leg Rubber Shoes | Yes |
| Front Leg Wheels | Yes |
| Reciprocal | Yes |
| Color Options | Glossy finish |
| Net Weight (in Kgs) | 2.58 Kgs |
| Weight bearing Capacity (in Kgs) | 100 Kgs |



It gives a balanced walking posture in reciprocal mode and can be switched easily to normal mode.

Foam handgrip and high grade rubber shoes gives maximum stability with steadiness of lightweight aluminum frame.



Height can be adjusted with 8 presets to give optimal height as per patient's requirements.

Folds with single push button. Available in elegant glossy finish that makes it class apart.



MHL 2002-Mi is an ideal reciprocal walking solution for conditions like knee pain, ankle pain, intermittent claudication, injuries and in certain cases of obesity causing difficulty in walking.



MHL 2002-Mi

WALKER WITH WHEELS - MATTE FINISH

DIMENSIONS

| | |
|---|--------|
| Minimum Height (mm) | 785 mm |
| Maximum Height (mm) | 960 mm |
| Frontal Width when folded (mm) | 590 mm |
| Lateral Width (mm) | 500 mm |
| Lateral Width when folded (mm) Front view | 610 mm |
| Lateral Width when folded (mm) Top View | 105 mm |

GENERAL SPECIFICATIONS

| | |
|----------------------------------|-----------------------------|
| Height Variation Options | 8 |
| Material of Frame | Al. TFS with MS Cross Brace |
| Material of Hand Grip | Foam Padded |
| Rear Leg Rubber Shoes | Yes |
| Front Leg Wheels | Yes |
| Reciprocal | Yes |
| Color Options | Matte finish |
| Net Weight (in Kgs) | 2.56 Kgs |
| Weight bearing Capacity (in Kgs) | 100 Kgs |



It gives a balanced walking posture in reciprocal mode and can be switched easily to normal mode.

Foam handgrip and high grade rubber shoes gives maximum stability with steadiness of lightweight aluminum frame.



Height can be adjusted with 8 presets to give optimal height as per patient's requirements.

Folds with single push button. Available in elegant matte finish that makes it class apart.



MHL 2002-G is an ideal reciprocal walking solution for conditions like knee pain, ankle pain, intermittent claudication, injuries and in certain cases of obesity causing difficulty in walking.



MHL 2002-G

WALKER WITH GLOSS FINISH

DIMENSIONS

| | |
|---|--------|
| Minimum Height (mm) | 780 mm |
| Maximum Height (mm) | 950 mm |
| Frontal Width when folded (mm) | 530 mm |
| Lateral Width (mm) | 470 mm |
| Lateral Width when folded (mm) Front view | 530 mm |
| Lateral Width when folded (mm) Top View | 90 mm |

GENERAL SPECIFICATIONS

| | |
|----------------------------------|-----------------------------|
| Height Variation Options | 8 |
| Material of Frame | Al. TFS with MS Cross Brace |
| Material of Hand Grip | Foam Padded |
| Rear Leg Rubber Shoes | Yes |
| Front Leg Wheels | No |
| Reciprocal | Yes |
| Color Options | Glossy finish |
| Net Weight (in Kgs) | 2.28 Kgs |
| Weight bearing Capacity (in Kgs) | 100 Kgs |



It gives a balanced walking posture in reciprocal mode and can be switched easily to normal mode.



Foam handgrip and high grade rubber shoes gives maximum stability with steadiness of lightweight aluminum frame.



Height can be adjusted with 8 presets to give optimal height as per patient's requirements.

Folds with single push button. Available in elegant glossy finish that makes it class apart.



MHL 2002-M is an ideal reciprocal walking solution for conditions like knee pain, ankle pain, intermittent claudication, injuries and in certain cases of obesity causing difficulty in walking.



MHL 2002-M
WALKER WITH MATTE FINISH

MHL 2002-M

WALKER WITH MATTE FINISH

DIMENSIONS

| | |
|---|--------|
| Minimum Height (mm) | 780 mm |
| Maximum Height (mm) | 950 mm |
| Frontal Width when folded (mm) | 530 mm |
| Lateral Width (mm) | 470 mm |
| Lateral Width when folded (mm) Front view | 530 mm |
| Lateral Width when folded (mm) Top View | 90 mm |

GENERAL SPECIFICATIONS

| | |
|----------------------------------|-----------------------------|
| Height Variation Options | 8 |
| Material of Frame | Al. TFS with MS Cross Brace |
| Material of Hand Grip | Foam Padded |
| Rear Leg Rubber Shoes | Yes |
| Front Leg Wheels | No |
| Reciprocal | Yes |
| Color Options | Matte finish |
| Net Weight (in Kgs) | 2.24 Kgs |
| Weight bearing Capacity (in Kgs) | 100 Kgs |



It gives a balanced walking posture in reciprocal mode and can be switched easily to normal mode.



Foam handgrip and high grade rubber shoes gives maximum stability with steadiness of lightweight aluminum frame.



Height can be adjusted with 8 presets to give optimal height as per patient's requirements.

Folds with single push button. Available in elegant matte finish that makes it class apart.



MHL 2014 is an ideal reciprocal walking solution for conditions like knee pain, ankle pain, intermittent claudication, injuries and in certain cases of obesity causing difficulty in walking.



MHL 2014

RECIPROCATING WALKER

DIMENSIONS

| | |
|--------------------------------|--------|
| Minimum Height (mm) | 770 mm |
| Maximum Height (mm) | 950 mm |
| Frontal Width (mm) | 545 mm |
| Frontal Width when folded (mm) | 520 mm |
| Lateral Width (mm) | 505 mm |
| Lateral Width when folded (mm) | 85 mm |

GENERAL SPECIFICATIONS

| | |
|----------------------------------|-------------|
| Height Variation Options | 8 |
| Material of Frame | Aluminium |
| Material of Hand Grip | Foam Padded |
| Rear Leg Rubber Shoes | Yes |
| Front Leg Wheels | No |
| Reciprocal | Yes |
| Color Options | Brown |
| Net Weight (in Kgs) | 2.24 Kgs |
| Weight bearing Capacity (in Kgs) | 100 Kgs |



It gives a balanced walking posture in reciprocal mode and can be switched easily to normal mode.



Black foam handgrip and high grade rubber shoes gives maximum stability with steadiness of lightweight aluminum frame.



Height can be adjusted with 8 presets to give optimal height as per patient's requirements.

Folds with single push button. Available in elegant brown color for that makes it class apart.



MHL 2018 is an ideal solution for conditions like knee pain, ankle pain, intermittent claudication, injuries and in certain cases of obesity causing difficulty in walking.



MHL 2018

WALKER

DIMENSIONS

| | |
|--------------------------------|--------|
| Minimum Height (mm) | 780 mm |
| Maximum Height (mm) | 885 mm |
| Frontal Width (mm) | 505 mm |
| Frontal Width when folded (mm) | 490 mm |
| Lateral Width (mm) | 470 mm |
| Lateral Width when folded (mm) | 90 mm |


GENERAL SPECIFICATIONS

| | |
|----------------------------------|-----------------|
| Height Variation Options | 5 |
| Material of Frame | Mild Steel (MS) |
| Material of Hand Grip | Polymer |
| Rear Leg Rubber Shoes | Yes |
| Front Leg Wheels | No |
| Reciprocal | No |
| Color Options | Grey and Black |
| Net Weight (in Kgs) | 3.040 Kgs |
| Weight bearing Capacity (in Kgs) | 100 Kgs |



PVC handgrip and high grade rubber shoes gives maximum stability with steadiness of powder coated MS frame.

Double bar gives maximum support to heavy patient.



Height can be adjusted with 5 presets to give optimal height as per patient's requirements.

Available in black and grey colours. Folding enabled with single push button.



WALKING STICKS



MHL 2003 walking stick gives more stability in walking. It comes with a good handle grip. This is a strong & durable walking stick that becomes a perfect walking aid. This walking stick is suitable for elderly, recovering patients or physically challenged individuals.

DIMENSIONS

| | |
|------------------|----------|
| Minimum Height | 735 mm |
| Maximum Height | 890 mm |
| Net Weight (kgs) | 0.160 kg |

GENERAL SPECIFICATIONS

| | |
|----------------------------------|-----------|
| Height Variation Options | 6 |
| Material of Frame | Aluminium |
| Material of Hand Grip | PVC |
| Hand Grip Type | T Shape |
| Stand type | NA |
| Rubber Shoes Type | Single |
| Color Options | Silver |
| Weight bearing Capacity (in Kgs) | 70 kgs |



MHL 2003
 WALKING STICK

MHL 2004 walking stick gives more stability in walking. It comes with a good handle grip. This is a strong & durable walking stick that becomes a perfect walking aid. This walking stick is suitable for elderly, recovering patients or physically challenged individuals.

DIMENSIONS

| | |
|------------------|----------|
| Minimum Height | 740 mm |
| Maximum Height | 965 mm |
| Net Weight (kgs) | 0.320 kg |

GENERAL SPECIFICATIONS

| | |
|----------------------------------|-----------|
| Height Variation Options | 10 |
| Material of Frame | Aluminium |
| Material of Hand Grip | PVC |
| Hand Grip Type | T Shape |
| Stand type | NA |
| Rubber Shoes Type | Single |
| Color Options | Silver |
| Weight bearing Capacity (in Kgs) | 80 kgs |



MHL 2004
 WALKING STICK

#57, Udyog Vihar Phase IV, Sector 18, Gurugram 122015, Haryana, India

Tel: +91 124 683 0000

www.heroecomed.com

MHL 2008 walking stick gives more stability in walking with its Tripod base. It comes with a good handle grip. This is a strong & durable walking stick that becomes a perfect walking aid. This walking stick is suitable for elderly, recovering patients or physically challenged individuals.

DIMENSIONS

| | |
|------------------|----------|
| Minimum Height | 680 mm |
| Maximum Height | 910 mm |
| Net Weight (kgs) | 0.660 kg |

GENERAL SPECIFICATIONS

| | |
|----------------------------------|------------------------|
| Height Variation Options | 10 |
| Material of Frame | Aluminium with MS base |
| Material of Hand Grip | PVC |
| Hand Grip Type | T Shape |
| Stand type | Tripod |
| Rubber Shoes Type | Tripod |
| Color Options | Silver/ Brown/ Black |
| Weight bearing Capacity (in Kgs) | 80 kgs |



MHL 2008

WALKING STICK WITH TRIPOD BASE

#57, Udyog Vihar Phase IV, Sector 18, Gurugram 122015, Haryana, India

Tel: +91 124 683 0000

www.heroecomed.com

MHL 2010 walking stick gives more stability in walking with its Quadripod base. It comes with a good handle grip. This is a strong & durable walking stick that becomes a perfect walking aid. This walking stick is suitable for elderly, recovering patients or physically challenged individuals.

DIMENSIONS

| | |
|------------------|----------|
| Minimum Height | 655 mm |
| Maximum Height | 880 mm |
| Net Weight (kgs) | 0.780 kg |

GENERAL SPECIFICATIONS

| | |
|----------------------------------|------------------------|
| Height Variation Options | 10 |
| Material of Frame | Aluminium with MS base |
| Material of Hand Grip | PVC |
| Hand Grip Type | T Shape |
| Stand type | Quadripod |
| Rubber Shoes Type | Quadripod |
| Color Options | Silver/ Brown/ Black |
| Weight bearing Capacity (in Kgs) | 80 kgs |



MHL 2010

WALKING STICK WITH QUADRIPOD BASE

#57, Udyog Vihar Phase IV, Sector 18, Gurugram 122015, Haryana, India

Tel: +91 124 683 0000

www.heroecomed.com

MHL 2011 walking stick that transforms into a stool to sit when required. It comes with a good handle grip. This is a strong & durable walking stick that becomes a perfect walking aid. This walking stick is suitable for elderly, recovering patients or physically challenged individuals.

DIMENSIONS

| | |
|------------------|----------|
| Minimum Height | 715 mm |
| Maximum Height | 845 mm |
| Net Weight (kgs) | 0.840 kg |



GENERAL SPECIFICATIONS

| | |
|----------------------------------|-----------|
| Height Variation Options | NA |
| Material of Frame | Aluminium |
| Material of Hand Grip | PVC |
| Hand Grip Type | T Shape |
| Stand type | NA |
| Rubber Shoes Type | Tripod |
| Color Options | Tripod |
| Weight bearing Capacity (in Kgs) | 100 kgs |



MHL 2012 walking stick gives more stability in walking. It is foldable and comes with a good handle grip. This is a strong & durable walking stick that becomes a perfect walking aid. This walking stick is suitable for elderly, recovering patients or physically challenged individuals.

DIMENSIONS

| | |
|------------------|----------|
| Minimum Height | 815 mm |
| Maximum Height | 920 mm |
| Net Weight (kgs) | 0.320 kg |



GENERAL SPECIFICATIONS

| | |
|----------------------------------|----------|
| Height Variation Options | 5 |
| Material of Frame | Aluminum |
| Material of Hand Grip | PVC |
| Hand Grip Type | T Shape |
| Foldable | Yes |
| Rubber Shoes Type | Single |
| Color Options | Brown |
| Weight bearing Capacity (in Kgs) | 80 kgs |




MHL 2013 walking stick gives more stability in walking. It is foldable and comes with a good handle grip. This is a strong & durable walking stick that becomes a perfect walking aid. This walking stick is suitable for elderly, recovering patients or physically challenged individuals.

DIMENSIONS

| | |
|------------------|----------|
| Minimum Height | 750 mm |
| Maximum Height | 955 mm |
| Net Weight (kgs) | 0.640 kg |

GENERAL SPECIFICATIONS

| | |
|----------------------------------|-----------|
| Height Variation Options | 10 |
| Material of Frame | Aluminum |
| Material of Hand Grip | Foam |
| Hand Grip Type | U Shape |
| Stand type | Quadripod |
| Rubber Shoes Type | Quadripod |
| Color Options | Brown |
| Weight bearing Capacity (in Kgs) | 70 kgs |



MHL 2013

WALKING STICK WITH QUADRIPOD BASE

#57, Udyog Vihar Phase IV, Sector 18, Gurugram 122015, Haryana, India

Tel: +91 124 683 0000

www.heroecomed.com

MHL 2015 walking stick gives more stability in walking. It comes with a good handle grip. This is a strong & durable walking stick that becomes a perfect walking aid. This walking stick is suitable for elderly, recovering patients or physically challenged individuals.


DIMENSIONS

| | |
|------------------|----------|
| Minimum Height | 740 mm |
| Maximum Height | 970 mm |
| Net Weight (kgs) | 0.320 kg |



GENERAL SPECIFICATIONS

| | |
|----------------------------------|-----------------------|
| Height Variation Options | 10 |
| Material of Frame | Aluminium |
| Material of Hand Grip | PVC |
| Hand Grip Type | T Shape |
| Stand type | NA |
| Rubber Shoes Type | Single |
| Color Options | Silver/ Golden/ Black |
| Weight bearing Capacity (in Kgs) | 80 kgs |



MHL 2015
 WALKING STICK

#57, Udyog Vihar Phase IV, Sector 18, Gurugram 122015, Haryana, India

Tel: +91 124 683 0000

www.heroecomed.com

MHL 2016 walking stick gives more stability in walking. It comes with a laser printed design and a good handle grip. This is a strong & durable walking stick that becomes a perfect walking aid. This walking stick is suitable for elderly, recovering patients or physically challenged individuals.


DIMENSIONS

| | |
|------------------|----------|
| Minimum Height | 740 mm |
| Maximum Height | 970 mm |
| Net Weight (kgs) | 0.360 kg |



GENERAL SPECIFICATIONS

| | |
|----------------------------------|-----------|
| Height Variation Options | 10 |
| Material of Frame | Aluminium |
| Material of Hand Grip | PVC |
| Hand Grip Type | T Shape |
| Stand type | NA |
| Rubber Shoes Type | Single |
| Color Options | Printed |
| Weight bearing Capacity (in Kgs) | 80 kgs |



MHL 2016

WALKING STICK WITH PRINTED DESIGN

#57, Udyog Vihar Phase IV, Sector 18, Gurugram 122015, Haryana, India

Tel: +91 124 683 0000

www.heroecomed.com

MHL 2020 walking stick gives more stability in walking. It comes with a laser printed design and a good handle grip. This is a strong & durable walking stick that becomes a perfect walking aid. This walking stick is suitable for elderly, recovering patients or physically challenged individuals.

DIMENSIONS

| | |
|------------------|----------|
| Minimum Height | 710 mm |
| Maximum Height | 940 mm |
| Net Weight (kgs) | 0.780 kg |

GENERAL SPECIFICATIONS

| | |
|----------------------------------|-----------|
| Height Variation Options | 10 |
| Material of Frame | MS |
| Material of Hand Grip | PVC |
| Hand Grip Type | T Shape |
| Stand type | Quadripod |
| Rubber Shoes Type | Quadripod |
| Color Options | Chrome |
| Weight bearing Capacity (in Kgs) | 80 kgs |



MHL 2020

CHROME PLATED WALKING STICK WITH QUADRIPOD BASE

#57, Udyog Vihar Phase IV, Sector 18, Gurugram 122015, Haryana, India

Tel: +91 124 683 0000

www.heroecomed.com

MHL 2021 walking stick gives more stability in walking. It comes with a laser printed design and a good handle grip. This is a strong & durable walking stick that becomes a perfect walking aid. This walking stick is suitable for elderly, recovering patients or physically challenged individuals.

DIMENSIONS

| | |
|------------------|----------|
| Minimum Height | 705 mm |
| Maximum Height | 935 mm |
| Net Weight (kgs) | 0.480 kg |

GENERAL SPECIFICATIONS

| | |
|----------------------------------|-----------|
| Height Variation Options | 10 |
| Material of Frame | Aluminium |
| Material of Hand Grip | PVC |
| Hand Grip Type | T Shape |
| Stand type | Quadripod |
| Rubber Shoes Type | Quadripod |
| Color Options | Blue |
| Weight bearing Capacity (in Kgs) | 80 kgs |



MHL 2021

WALKING STICK WITH QUADRIPOD BASE

#57, Udyog Vihar Phase IV, Sector 18, Gurugram 122015, Haryana, India

Tel: +91 124 683 0000

www.heroecomed.com

CRUTCHES



MHL 2005 wrist crutch gives more stability in walking with its Tripod base. It comes with a good handle grip. This is a strong & durable walking stick that becomes a perfect walking aid. This walking stick is suitable for elderly, recovering patients or physically challenged individuals.

DIMENSIONS

| | |
|------------------|----------|
| Minimum Height | 680 mm |
| Maximum Height | 910 mm |
| Net Weight (kgs) | 0.660 kg |



GENERAL SPECIFICATIONS

| | |
|----------------------------------|------------------------|
| Height Variation Options | 10 |
| Material of Frame | Aluminium with MS base |
| Material of Hand Grip | PVC |
| Hand Grip Type | T Shape |
| Stand type | Tripod |
| Rubber Shoes Type | Tripod |
| Color Options | Silver/ Brown/ Black |
| Weight bearing Capacity (in Kgs) | 80 kgs |

MHL 2006 elbow crutch gives more stability in walking. It comes with a good handle grip. This is a strong & durable walking stick that becomes a perfect walking aid. This walking stick is suitable for elderly, recovering patients or physically challenged individuals.

DIMENSIONS

| | |
|------------------|----------|
| Minimum Height | 740 mm |
| Maximum Height | 965 mm |
| Net Weight (kgs) | 0.320 kg |

GENERAL SPECIFICATIONS

| | |
|----------------------------------|-----------|
| Height Variation Options | 10 |
| Material of Frame | Aluminium |
| Material of Hand Grip | PVC |
| Hand Grip Type | T Shape |
| Stand type | NA |
| Rubber Shoes Type | Single |
| Color Options | Silver |
| Weight bearing Capacity (in Kgs) | 80 kgs |



MHL 2007 underarm crutch gives more stability in walking. It comes with a good handle grip. This is a strong & durable walking stick that becomes a perfect walking aid. This walking stick is suitable for elderly, recovering patients or physically challenged individuals.

DIMENSIONS

| | |
|------------------|----------|
| Minimum Height | 735 mm |
| Maximum Height | 890 mm |
| Net Weight (kgs) | 0.160 kg |



GENERAL SPECIFICATIONS

| | |
|----------------------------------|-----------|
| Height Variation Options | 6 |
| Material of Frame | Aluminium |
| Material of Hand Grip | PVC |
| Hand Grip Type | T Shape |
| Stand type | NA |
| Rubber Shoes Type | Single |
| Color Options | Silver |
| Weight bearing Capacity (in Kgs) | 70 kgs |

LAVATORY AIDS



MHL 103 is a foldable commode chair with Stainless Steel frame. Height adjustment ranging from 755mm to 855 mm gives freedom of usage for patients of different heights.



MHL 103

COMMODE CHAIR IN STAINLESS STEEL WITH WHEELS

MHL 103

COMMODE CHAIR IN STAINLESS STEEL WITH WHEELS

DIMENSIONS

| | |
|--------------------------------------|------------|
| Height When Open | 755-855mm |
| Height when folded | 740-840 mm |
| Width when Open | 490 mm |
| Width when folded | 485 mm |
| Seating breadth | 400 mm |
| Seat Height from ground | 450-550 mm |
| Height of Hand Rest (mm) from Seat | 190 mm |
| Height of Hand Rest (mm) from Ground | 630-730 mm |
| Net weight of product (KG) | 5.66 Kgs |

GENERAL SPECIFICATIONS

| | |
|---------------------------|-----------------------------------|
| Frame Material | Stainless Steel |
| Fixed / Foldable | Foldable |
| Powder Coated | No |
| Chrome Plating | Electro Polishing |
| Seat Fixed/Variable | Variable |
| Castors | Yes |
| Bucket with lid | Yes |
| Bucket capacity in liters | 4 |
| Bucket Material | Antimicrobial, Stain resistant PP |
| Foot Rest | No |
| Weight bearing capacity | 100 Kgs |



Removable bucket with lid which is easily washable and stain-resistant. Inert polymer prevents the growth of microbes.



Castors with diagonal locking on the legs of chair gives firm grip even on wet and slippery surfaces and ease of usage for patients and care-givers.



Strong hand rest with cushions assist the patient to sit and stand comfortably. Weight bearing capacity of 100 Kgs.

MHL 302 is chrome-plated MS foldable commode chair. Height adjustment ranging from 730 mm to 830 mm gives freedom of usage for patients of different heights.



MHL 302

COMMODE CHAIR

DIMENSIONS

| | |
|--------------------------------------|------------|
| Height When Open | 730-830 mm |
| Height when folded | 730-830 mm |
| Width when Open | 505 mm |
| Width when folded | 480 mm |
| Seating breadth | 415 mm |
| Seat Height from ground | 440-530 mm |
| Height of Hand Rest (mm) from Seat | 190 mm |
| Height of Hand Rest (mm) from Ground | 630-735 mm |
| Net weight of product (KG) | 6 Kgs |

GENERAL SPECIFICATIONS

| | |
|---------------------------|-----------------------------------|
| Frame Material | MS CP |
| Fixed / Foldable | Foldable |
| Powder Coated | No |
| Chrome Plating | Yes |
| Seat Fixed/Variable | Variable |
| Castors | No |
| Bucket with lid | Yes |
| Bucket capacity in liters | 4 |
| Bucket Material | Antimicrobial, Stain resistant PP |
| Foot Rest | No |
| Weight bearing capacity | 100 Kgs |



Removable bucket with lid which is easily washable and stain-resistant. Inert polymer prevents the growth of microbes.



Rubber shoes on the legs of chair gives firm grip even on wet and slippery surfaces.



Strong hand rest with cushions assist the patient to sit and stand comfortably. Weight bearing capacity of 100 Kgs.

MHL 303 is chrome finish MS foldable commode chair. Height adjustment ranging from 760mm to 860 mm gives freedom of usage for patients of different heights.



MHL 303

COMMODE CHAIR WITH WHEELS

DIMENSIONS

| | |
|--------------------------------------|------------|
| Height When Open | 760-860 mm |
| Height when folded | 745-845 mm |
| Width when Open | 475 mm |
| Width when folded | 480 mm |
| Seating breadth | 405 mm |
| Seat Height from ground | 460-560 mm |
| Height of Hand Rest (mm) from Seat | 200 mm |
| Height of Hand Rest (mm) from Ground | 650-750 mm |
| Net weight of product (KG) | 7.1 Kgs |

GENERAL SPECIFICATIONS

| | |
|---------------------------|-----------------------------------|
| Frame Material | MS CP |
| Fixed / Foldable | Foldable |
| Powder Coated | No |
| Chrome Plating | Yes |
| Seat Fixed/Variable | Variable |
| Castors | Yes |
| Bucket with lid | Yes |
| Bucket capacity in liters | 4 |
| Bucket Material | Antimicrobial, Stain resistant PP |
| Foot Rest | No |
| Weight bearing capacity | 100 Kgs |



Removable bucket with lid which is easily washable and stain-resistant. Inert polymer prevents the growth of microbes.



Castors with diagonal locking on the legs of chair gives firm grip even on wet and slippery surfaces and ease of usage for patients and care-givers.



Strong hand rest with cushions assist the patient to sit and stand comfortably. Weight bearing capacity of 100 Kgs.

MHL 304 is powder coated MS foldable straight chair design commode. Fixed Height of 780 mm and ease of access from three sides for special needs of patient.



MHL 304

COMMODE CHAIR

DIMENSIONS

| | |
|----------------------------|----------|
| Height When Open | 780 mm |
| Height when folded | 740 mm |
| Width when Open | 380 mm |
| Width when folded | 380 mm |
| Seating breadth | 430 mm |
| Seat Height from ground | 475 mm |
| Net weight of product (KG) | 3.18 Kgs |

GENERAL SPECIFICATIONS

| | |
|---------------------------|-----------------------------------|
| Frame Material | MS powder coated |
| Fixed / Foldable | Foldable |
| Powder Coated | Yes |
| Chrome Plating | No |
| Seat Fixed/Variable | Fixed |
| Castors | No |
| Bucket with lid | Yes |
| Bucket capacity in liters | 4 |
| Bucket Material | Antimicrobial, Stain resistant PP |
| Foot Rest | No |
| Weight bearing capacity | 100 Kgs |



Easy to store and carry as can be fitted anywhere when folded. Removable bucket with lid which is easily washable and stain –resistant. Inert polymer prevents the growth of microbes.

Rubber shoes on the legs of chair gives firm grip even on wet and slippery surfaces.



Weight bearing capacity of 100 Kgs.



MHL 305 is powder coated MS foldable straight chair design commode. Fixed Height of 825 mm and strong hand-rest with cushions assist the patient to sit and stand comfortably.



MHL 305

COMMODE CHAIR

DIMENSIONS

| | |
|--------------------------------------|---------|
| Height When Open | 830 mm |
| Height when folded | 795 mm |
| Width when Open | 550 mm |
| Width when folded | 550 mm |
| Seating breadth | 465 mm |
| Seat Height from ground | 430 mm |
| Height of Hand Rest (mm) from Seat | 190 mm |
| Height of Hand Rest (mm) from Ground | 430 mm |
| Net weight of product (KG) | 4.1 Kgs |

GENERAL SPECIFICATIONS

| | |
|---------------------------|-----------------------------------|
| Frame Material | MS powder coated |
| Fixed / Foldable | Foldable |
| Powder Coated | Yes |
| Chrome Plating | No |
| Seat Fixed/Variable | Fixed |
| Castors | No |
| Bucket with lid | Yes |
| Bucket capacity in liters | 4 |
| Bucket Material | Antimicrobial, Stain resistant PP |
| Foot Rest | No |
| Weight bearing capacity | 100 Kgs |



Easy to store and carry as can be fitted anywhere when folded. Removable bucket with lid which is easily washable and stain –resistant. Inert polymer prevents the growth of microbes.



Rubber shoes on the legs of chair gives firm grip even on wet and slippery surfaces.



Weight bearing capacity of 100 Kgs.

MHL 307 is chrome plated MS foldable commode chair. Height adjustment ranging from 735 mm to 835 mm gives freedom of usage for patients of different heights.



MHL 307

COMMODE CHAIR WITH FOOTREST

DIMENSIONS

| | |
|--------------------------------------|------------|
| Height When Open | 735-835 mm |
| Height when folded | 735-835 mm |
| Width when Open | 530 mm |
| Width when folded | 475 mm |
| Seating breadth | 410 mm |
| Seat Height from ground | 440-540 mm |
| Height of Hand Rest (mm) from Seat | 210 mm |
| Height of Hand Rest (mm) from Ground | 635-740 mm |
| Net weight of product (KG) | 7.7 Kgs |

GENERAL SPECIFICATIONS

| | |
|---------------------------|-----------------------------------|
| Frame Material | MS CP |
| Fixed / Foldable | Foldable |
| Powder Coated | No |
| Chrome Plating | Yes |
| Seat Fixed/Variable | Variable |
| Castors | No |
| Bucket with lid | Yes |
| Bucket capacity in liters | 4 |
| Bucket Material | Antimicrobial, Stain resistant PP |
| Foot Rest | Yes |
| Weight bearing capacity | 100 Kgs |



Removable bucket with lid which is easily washable and stain –resistant. Inert polymer prevents the growth of microbes. Rubber shoes on the legs of chair gives firm grip even on wet and slippery surfaces and ease of usage for patients and care-givers.



Detachable metallic foot rest with calf support make sitting comfortable especially for the elderly.



Strong hand-rest with cushions assist the patient to sit and stand comfortably. Weight bearing capacity of 100 Kgs

MHL 308 is chrome plated MS foldable commode chair. Height adjustment ranging from 740 mm to 840 mm gives freedom of usage for patients of different heights.



MHL 308

COMMODE CHAIR WITH FOOTREST & WHEELS

MHL 308

COMMODE CHAIR WITH FOOTREST & WHEELS

DIMENSIONS

| | |
|--------------------------------------|------------|
| Height When Open | 735-835 mm |
| Height when folded | 735-835 mm |
| Width when Open | 530 mm |
| Width when folded | 475 mm |
| Seating breadth | 410 mm |
| Seat Height from ground | 440-540 mm |
| Height of Hand Rest (mm) from Seat | 210 mm |
| Height of Hand Rest (mm) from Ground | 635-740 mm |
| Net weight of product (KG) | 8 Kgs |

GENERAL SPECIFICATIONS

| | |
|---------------------------|-----------------------------------|
| Frame Material | MS CP |
| Fixed / Foldable | Foldable |
| Powder Coated | No |
| Chrome Plating | Yes |
| Seat Fixed/Variable | Variable |
| Castors | Yes |
| Bucket with lid | Yes |
| Bucket capacity in liters | 4 |
| Bucket Material | Antimicrobial, Stain resistant PP |
| Foot Rest | Yes |
| Weight bearing capacity | 100 Kgs |



Removable bucket with lid which is easily washable and stain –resistant. Inert polymer prevents the growth of microbes. Castors with diagonal locking on the legs of chair gives firm grip even on wet and slippery surfaces and ease of usage for patients and care-givers



Detachable metallic foot rest with calf support make sitting comfortable especially for the elderly.



Strong hand-rest with cushions assist the patient to sit and stand comfortably. Weight bearing capacity of 100 Kgs



WWW.HEROECOMED.COM

HEAD OFFICE

57, Udyog Vihar Phase IV, Sector 18,
Gurugram, Haryana 122015
India

MANUFACTURING UNIT

Phase VIII, Focal Point, Village Mangli,
Chandigarh Road, Ludhiana Punjab 141010
India

